



STUDIO
ITALIA DESIGN
LIGHTING MAKERS

A history of light, glass, metal

1950. Italy. Venice. The town of Marcon and the island of Murano are just a few kilometres apart. Angelo Tosetto goes through those few kilometres almost every day from his workshop of artistic chandeliers to the shops of Murano glass masters to steal the secrets of their glass, hand blown in their furnaces.

It's a journey of pure passion, artistic affinities, where light meets matter, glass joins metal – brass, aluminium, steel – and tradition welcomes the future. The beginning of a great story: Studio Italia Design's story.

From Italy to the world over a constant evolution.

This is the main path of "made in Italy", chosen and followed by three generations, experimenting each year with new processing techniques, technologies, designs, precious materials and a series of exclusive collaborations to create unique and ingenious luminaires: by form, content, aesthetics and functionality.

It's the path of success, that from Venice leads Studio Italia Design to shift attention to foreign markets, more than 90 countries the world over: to become one of Italian lighting's most internationally developed brands.

Make room for creativity. In each and every form.

Every path has its limits and to overcome them you need eyes, sensibility, skills and different emotions to decipher an ever changing world. For this reason Studio Italia Design chooses to partner with famous designers, researchers and engineers from a variety of nationalities and backgrounds. A selected group of creative people that together with the firm reinterprets the objects as true interior pieces where the light source plays freely with volumes, reflections, transparencies, lines and all the shades of the materials. Infinite new collections joined together by a common thread of manufacturing excellence.

Lighting every need in modern living.

The path of innovation also leads to extreme customisation: an answer to the needs that come with new lifestyles thanks to inventive new products custom-made for a variety of different interiors and tailored solutions developed with the leaders in contemporary architecture.

Another new frontier travelled by Studio Italia Design on the path of experience: merging different materials, classicism and avant-garde, craftsmanship and technology. A look at the path where it all began and the excitement in the next step.

THE
LIGHTING
MAKERS

Una storia di luce, vetro, metallo.

1950. Italia. Venezia. Il paese di Marcon e l'isola di Murano distano pochi chilometri. E sono quelli che Angelo Tosetto percorre quasi ogni giorno dalla sua bottega artigiana di lampadari artistici ai laboratori dei maestri vetrai muranesi, per carpire tutti i segreti del vetro soffiato a bocca nelle fornaci.

È un viaggio di pura passione, affinità artistiche, dove la luce incontra la materia, il vetro si unisce al metallo - l'ottone, l'alluminio, l'acciaio - e la tradizione sorride al futuro. L'inizio di una grande storia: quella di Studio Italia Design.

Dall'Italia al mondo, evoluzione continua.

Questa è la strada maestra del made in Italy, quella che tre generazioni scelgono di seguire sperimentando ogni anno nuove tecniche di lavorazione, tecnologie, linee, materiali pregiati, e una serie di collaborazioni esclusive nella creazione di lampade uniche e innovative: per forma e contenuto, estetica e funzionalità.

È la via del successo, che da Venezia porta Studio Italia Design ad accendere l'interruttore sull'estero, in oltre 90 paesi in tutto il mondo: per diventare oggi uno dei brand italiani nel settore dell'illuminazione più evoluti a livello internazionale.

Spazio alla creatività. In tutte le sue forme.

Ogni strada ha i suoi confini e per superarli servono occhi, sensibilità, competenze ed emozioni diverse capaci di interpretare un mondo che cambia. Così Studio Italia Design ha deciso di farsi accompagnare da designer, ricercatori e progettisti famosi di varie nazionalità e background. Un pool di creativi che insieme al brand reinterpretano gli oggetti come veri e propri elementi di arredo, dove la sorgente luminosa è libera di giocare con i volumi, i riflessi, le trasparenze, le linee e tutte le sfumature della materia. Infinite nuove collezioni unite dall'eccellenza produttiva di sempre.













Per illuminare ogni esigenza dell'abitare.

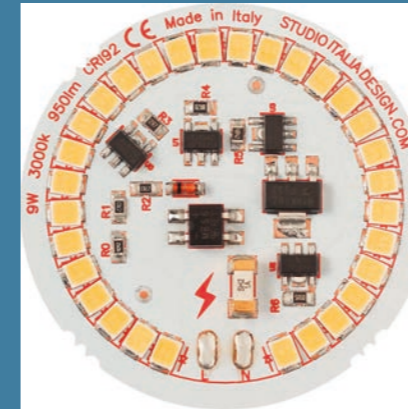
Il percorso dell'innovazione passa anche attraverso la massima personalizzazione: la possibilità di rispondere ai nuovi stili di vita grazie a prodotti pensati ad hoc per i vari contesti dell'abitare e a soluzioni su misura studiate insieme ai protagonisti dell'architettura contemporanea.

Ancora una nuova frontiera che Studio Italia Design percorre nel solco della sua esperienza: integrando materiali eterogenei, classicismo e avanguardia, artigianato e tecnologia. Uno sguardo a quella strada dove tutto è iniziato e l'entusiasmo di raggiungere la prossima destinazione.

STUDIO
ITALIA DESIGN
LIGHTING MAKERS

ANNO | YEAR

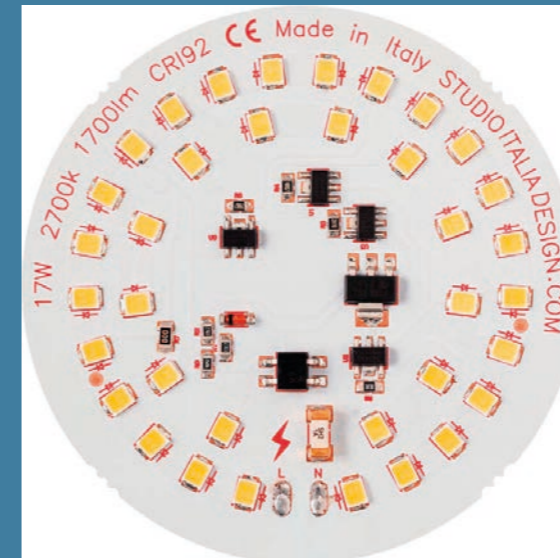
<p>Edison inventa la lampadina ad incandescenza. Edison invented the first incandescent light bulb.</p>	○	<p>1878 </p>
<p> 1901</p>	○	<p>Vengono sviluppate le prime lampade a scarica a vapori di mercurio. The first mercury vapour discharge lamps were developed.</p>
<p>Viene brevettata la prima lampadina ad uso commerciale. The first light bulb was patented for commercial use.</p>	○	<p>1910 </p>
<p> 1926</p>	○	<p>Viene brevettata la lampada a fluorescenza. The fluorescent lamp was patented.</p>
<p>Viene brevettato il LED. LED was patented.</p>	○	<p>1962 </p>
<p> 1978</p>	○	<p>Appaiono le prime lampadine a basso consumo (CFL). The first energy saving light bulbs (CFL) was appeared.</p>
<p>Viene inventata la prima lampadina LED. The first LED light source was developed.</p>	○	<p>1993 </p>
<p> 2007</p>	○	<p>Appaiono le prime lampadine a LED retrofit. The first retrofit LED bulbs appeared.</p>
<p>Studio Italia Design propone le prime lampade con chip integrato LED a tensione di rete. Studio Italia Design offered its first lighting fixtures with integrated mains voltage LED chip.</p>	○	<p>2015 </p>
<p>Il 90% della collezione SID utilizza la tecnologia LED a tensione di rete. 90% of SID collection uses mains voltage LED technology.</p>	○	<p>2016 </p>
<p>SID lancia i propri moduli LED a tensione di rete studiati e realizzati internamente (Made in Italy). SID launches mains voltage LED modules designed and manufactured in house (Made in Italy).</p>	○	<p>2017-2019 </p>
<p> 2017-2019</p>	○	<p>SID lancia i moduli LED a tensione ad alta efficienza (Made in Italy). SID launches high efficiency mains voltage LED modules (Made in Italy).</p>



9W
2700K 900lm
3000K 950lm

CRI92
MacAdam 3-Step

Dimmerabile con varialuce a taglio di fase
Dimmable with phase cut dimming



17W
2700K 1700lm
3000K 1800lm

CRI92
MacAdam 3-Step

Dimmerabile con varialuce a taglio di fase
Dimmable with phase cut dimming



Cos'è il MacAdam Step?
Scansiona il QR Code e scopri subito!
What is MacAdam Step?
Scan the QR Code and find out now!



Cos'è il CRI?
Scansiona il QR Code e scopri subito!
What is CRI?
Scan the QR Code and find out now!



Il kelvin (K) è l'unità di misura del colore della luce. Scopri di più!
The kelvin (K) is the light color unit measurement. Find out more!




Il lumen (lm) è l'unità di misura del flusso luminoso. Scopri di più!
The lumen (lm) is the unit of the luminous flux. Find out more!

THE LIGHTING MAKERS

Indice Alfabetico/ Alfabetic Index




A-Tube 98



A-Tube Nano 108



A-Tube Nano Duo 122



Beetle 320



Blow 282



Bugia 56




Frozen 92



Jefferson 130



Kelly 196



Kelly Cluster 184



Laser Cube 264



Maggio 214



Make-Up 276




Nautilus 22



Nostalgia 166



Pin-Up 78



Puzzle 238



Puzzle Mega 220



Puzzle Round 254



Puzzle Twist 248




Rain 68



Random 152



Shelf 86



Sky-Fall 10



Spider 44



Sugegasa 310




Thor 268



Valentina 286



Vapor 326



Puzzle Outdoor 332

THE LIGHTING MAKERS

PENDANT



A-Tube 98
A-Tube Nano 108
A-Tube Nano Duo 122
Jefferson 130
Kelly 196
Kelly Cluster 184
Maggio 214
Nautilus 22
Nostalgia 166
Rain 68
Random 152
Sky-Fall 10
Spider 44
Sugegasa 310
Valentina 286



Beetle 320
Kelly 196
Laser Cube 264
Make-Up 276
Nautilus 22
Pin-Up 78
Puzzle 238
Puzzle Mega 220
Puzzle Round 254
Puzzle Twist 248
Shelf 86
Thor 268
Valentina 286

CEILING



A-Tube 98
Beetle 320
Bugia 56
Frozen 92
Jefferson 130
Make-Up 276
Nautilus 22
Pin-Up 78
Puzzle 238
Puzzle Mega 220
Puzzle Round 254
Puzzle Twist 248
Thor 268



FLOOR

Vapor 326





TABLE

Blow 282
Valentina 286



OUTDOOR

Puzzle 332



SKYFALL


design: Studio Italia Design 2014

THE SKY-FALL PENDANT IS AN ELEGANT PIECE THAT MARRIES ANCIENT MURANO GLASS WITH INNOVATIVE LED TECHNOLOGY IN A TIMELESS FASHION. MOUNTED TO THE CEILING BY A DOME-SHAPED CANOPY, THE DIFFUSER OF THIS MODERN PENDANT LIGHT IS HANDMADE AND AVAILABLE IN THE FOLLOWING FINISHES: CRYSTAL, GLOSSY COPPER METALLIZED, CHROME AND ROSE GOLD BLOWN GLASS AND BOASTS A PURE, SHAPELY FORM. THE TWO LED LIGHT SOURCES PROVIDES BOTH DIRECT AS WELL AS INDIRECT LIGHT. TWO VERTICAL FILAMENTS ARE VISIBLE THROUGH THE CLEAR GLASS INSIDE THE DIFFUSER.

LA FORMA RICORDA I DECANTER DEI VINI PREGIATI IN PREZIOSO VETRO SOFFIATO CHE SI FONDONO CON IL PROGRESSO, UNENDO COSÌ LA MAESTRIA NELL'ARTE DEL VETRO CON LE NUOVISSIME TECNOLOGIE LED. SOSPENSIONE CHE NON SOLO INCANTA DI RICORDI MA CHE EMOZIONA, SINGOLARMENTE O IN COMPOSIZIONI MULTIPLE.



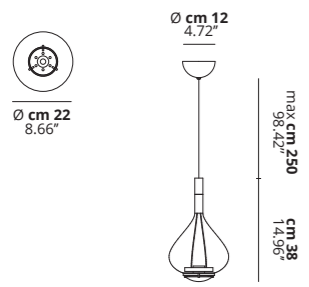









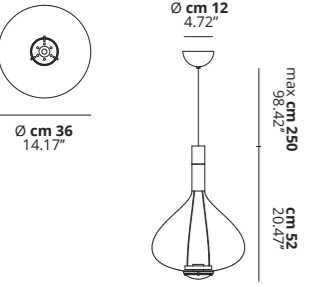









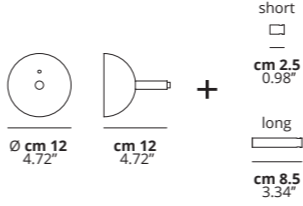

SKY-FALL • Pendant

MODEL MODELLO	LIGHT SOURCE SORGENTE LUMINOSA	STRUCTURE MONTATURA	DIFFUSER DIFFUSORE	CODE CODICE
	LED COB 2700K 2 x 10W 1815 lm 350 mA CRI 95 MacAdam 3-Step	 Chrome Cromo	 Crystal Cristallo	148001
			 Glossy Copper Rame Lucido	148002
			 Chrome Cromo	148005
			 Rose Gold Oro Rosa	148008
LED and DRIVER included		Metal Metallo	Blown Glass Vetro Soffiato	Net Weight: 1.65 Kg Peso netto: 1.65 Kg Gross Weight: 3.42 Kg Peso Lordo: 3.42 Kg n. Pack: 2 n. Colli: 2 Volume m ³ : 0.05 Volume m ³ : 0.05

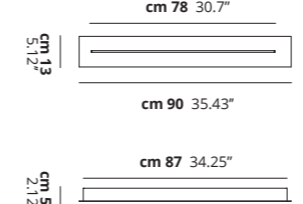

SKY-FALL LARGE Pendant • Sospensione

	LED COB 2700K 2 x 10W 1815 lm 350 mA CRI 95 MacAdam 3-Step	 Chrome Cromo	 Crystal Cristallo	148003
			 Glossy Copper Rame Lucido	148004
			 Chrome Cromo	148006
			 Rose Gold Oro Rosa	148007
LED and DRIVER included		Metal Metallo	Blown Glass Vetro Soffiato	Net Weight: 3.05 Kg Peso netto: 3.05 Kg Gross Weight: 6.26 Kg Peso Lordo: 6.26 Kg n. Pack: 2 n. Colli: 2 Volume m ³ : 0.107 Volume m ³ : 0.107

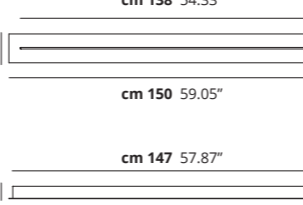

SKY-FALL • System

MODEL MODELLO	DESCRIPTION DESCRIZIONE	FINISH FINITURA	SYSTEM SISTEMA	CODE CODICE
	Wall bracket mod. Sky-Fall	 Chrome Cromo	Sky-Fall System	154039
	Rosone a parete mod. Sky-Fall			
LED and DRIVER included		Metal Metallo	Net Weight: 0.4 Kg Peso netto: 0.4 Kg Gross Weight: 0.54 Kg Peso Lordo: 0.54 Kg n. Pack: 1 n. Colli: 1 Volume m ³ : 0.005 Volume m ³ : 0.005	

SKY-FALL TRACK SHORT Track • Binario

	Multiple linear track mod. Sky-Fall max 3 pendants	 Matte White 9010 Bianco Opaco 9010	Sky-Fall System	154031
	Binario lineale multiplo mod. Sky-Fall massimo 3 sospensioni			
LED and DRIVER included		Metal Metallo	Net Weight: 4.6 Kg Peso netto: 4.6 Kg Gross Weight: 5.41 Kg Peso Lordo: 5.41 Kg n. Pack: 1 n. Colli: 1 Volume m ³ : 0.019 Volume m ³ : 0.019	

SKY-FALL TRACK LONG Track • Binario

	Multiple linear track mod. Sky-Fall max 5 pendants	 Matte White 9010 Bianco Opaco 9010	Sky-Fall System	154032
	Binario lineale multiplo mod. Sky-Fall massimo 5 sospensioni			
LED and DRIVER included		Metal Metallo	Net Weight: 8.2 Kg Peso netto: 8.2 Kg Gross Weight: 9.45 Kg Peso Lordo: 9.45 Kg n. Pack: 1 n. Colli: 1 Volume m ³ : 0.031 Volume m ³ : 0.031	

SKY-FALL WALL - Both accessories in the two available lengths are supplied in the box with the Wall Bracket


SKY-FALL TRACK - Tracks are only for Sky-Fall pendants. Each pendant should be separated from the Canopy and installed on the Track.

Each pendant should be installed on the Track using the driver removed from the Original Canopy.

SKY-FALL WALL - Entrambi gli accessori nelle due diverse lunghezze sono inclusi nella confezione con il Supporto a Parete.

SKY-FALL TRACK - I Binari sono utilizzabili solo con le sospensioni Sky-Fall che dovranno essere separate dai Rosoni ed installate sui Binari.

Per ogni sospensione dovrà essere installato nel Binario il rispettivo driver rimosso dal Rosone Originale.



NAUTILUS

design: Andrea Tosetto 2019

THE NAUTILUS COLLECTION, LIGHT BECOMES A “MOBILE IN A MOBILE ELEMENT”. DECISIVE DESIGN AND ADVANCED TECHNOLOGY COME TOGETHER IN PERFECT SYMBIOSIS IN THIS FAMILY OF LAMPS. NAUTILUS IS PARTICULARLY SUITED TO ANY TYPE OF APPLICATION, FROM RESIDENTIAL TO COMMERCIAL PROJECTS. THE COMMON DENOMINATOR OF ALL THE VARIOUS NAUTILUS DESIGNS IS THE ABILITY TO OFFER DIRECTIONAL LIGHT TO SUITE THE END USERS ALWAYS FLEXING NEEDS.

CON LA COLLEZIONE NAUTILUS LA LUCE SI FA “MOBILE IN ELEMENTO MOBILE”. DESIGN DECISO E TECNOLOGIA AVANZATA SI FONDONO IN PERFETTA SIMBIOSI IN QUESTA FAMIGLIA DI LAMPADRE PARTICOLARMENTE ADATTA AD OGNI TIPO DI APPLICAZIONE, DALL’AMBITO TYPICAMENTE RESIDENZIALE A QUELLO PROFESSIONALE. DENOMINATORE COMUNE A TUTTE LE VARIE SOLUZIONI DISPONIBILI È IL CARATTERE VERSATILE E DINAMICO, CHE LE RENDE SEMPRE PRONTE A FAR LUCE DOVE SERVE O DOVE PIACE DI PIÙ, PER CREARE DI VOLTA IN VOLTA UN’ILLUMINAZIONE EFFICIENTE E PERSONALIZZATA.








MINI
NAUTILUS
STUDIO
ITALIA
DESIGN








NAUTILUS
STUDIO
ITALIA
DESIGN









NAUTILUS • Wall

MODEL MODELLO	LIGHT SOURCE SORGENTE LUMINOSA	STRUCTURE MONTATURA	DIFFUSER DIFFUSORE	CODE CODICE
	LED DOB 2700K 2 x 15W 2184 lm 220-240V CRI 90 MacAdam 3-Step	OR —————	○ Matte White 9010 Bianco Opaco 9010 ● Matte Black 9005 Nero Opaco 9005 ● Chrome Cromo ● Gold Oro ● Rose Gold Oro Rosa	165001 165002 165003 165004 165005
	LED DOB 3000K 2 x 15W 2310 lm 220-240V CRI 90 MacAdam 3-Step		● Chrome Cromo ○ Matte White 9010 Bianco Opaco 9010 ● Matte Black 9005 Nero Opaco 9005 ● Chrome Cromo ● Gold Oro ● Rose Gold Oro Rosa	165006 165007 165008 165009 165010
LED included		Metal Metallo	Metal Metallo	Net Weight: Peso netto: 1.15 Kg Packaging Confezione Gross Weight: Peso Lordo: 1.63 Kg n. Pack: n. Colli: 1 Volume m³: Volume m³: 0.008

NAUTILUS MINI Wall • Parete

	LED DOB 2700K 2 x 6W 816 lm 220-240V CRI 90 MacAdam 3-Step	OR —————	○ Matte White 9010 Bianco Opaco 9010 ● Matte Black 9005 Nero Opaco 9005	165041 165042
	LED DOB 3000K 2 x 6W 840 lm 220-240V CRI 90 MacAdam 3-Step		○ Matte White 9010 Bianco Opaco 9010 ● Matte Black 9005 Nero Opaco 9005	NONE NO
LED included		Metal Metallo	Net Weight: Peso netto: 0.75 Kg Packaging Confezione Gross Weight: Peso Lordo: 0.95 Kg n. Pack: n. Colli: 1 Volume m³: Volume m³: 0.008	

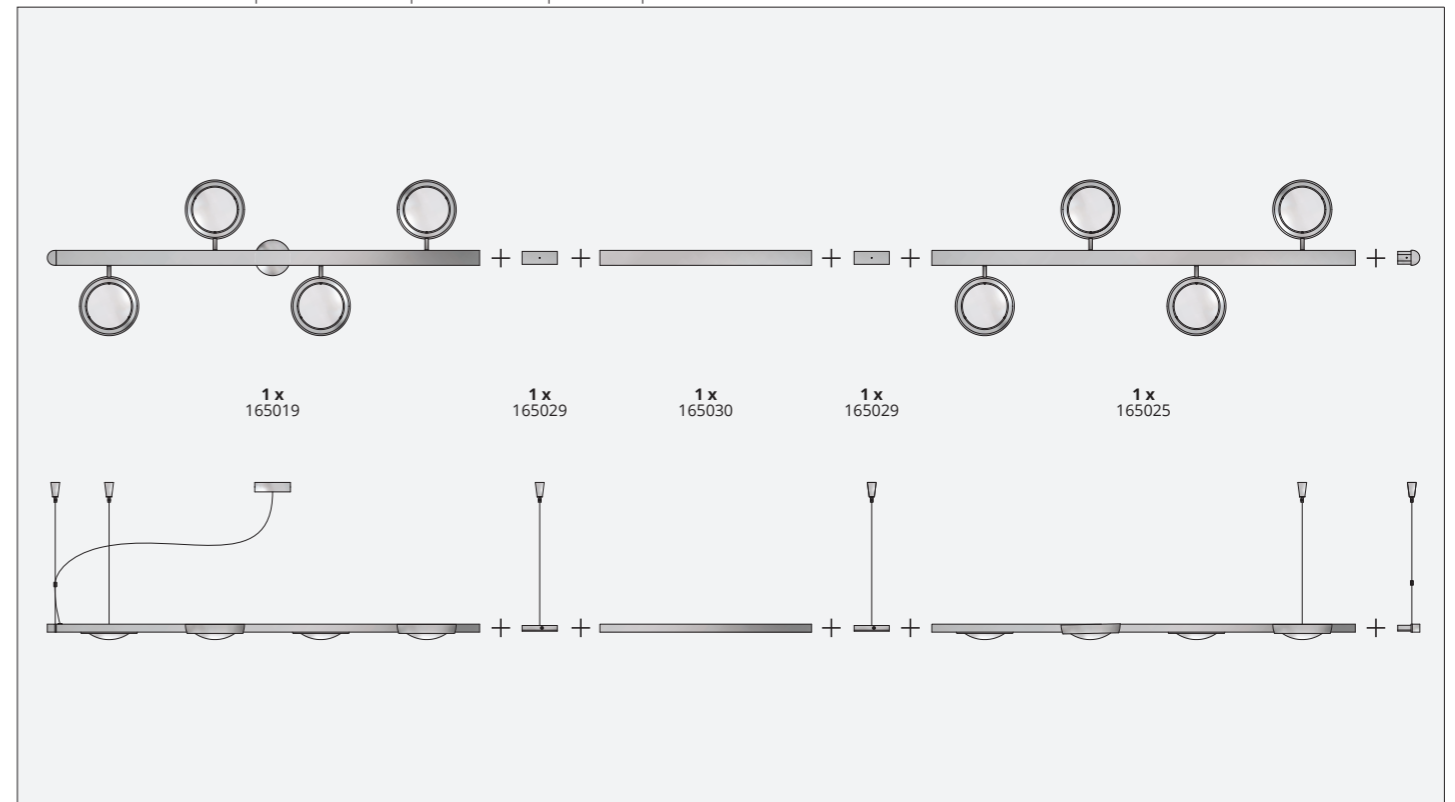
LED with direct power supply to the AC line voltage (driver not required). Dimmable with phase cut dimmer.
 LED con alimentazione diretta a tensione di rete (non necessita di driver). Dimmerabile con variatore a taglio di fase.

NAUTILUS • Ceiling

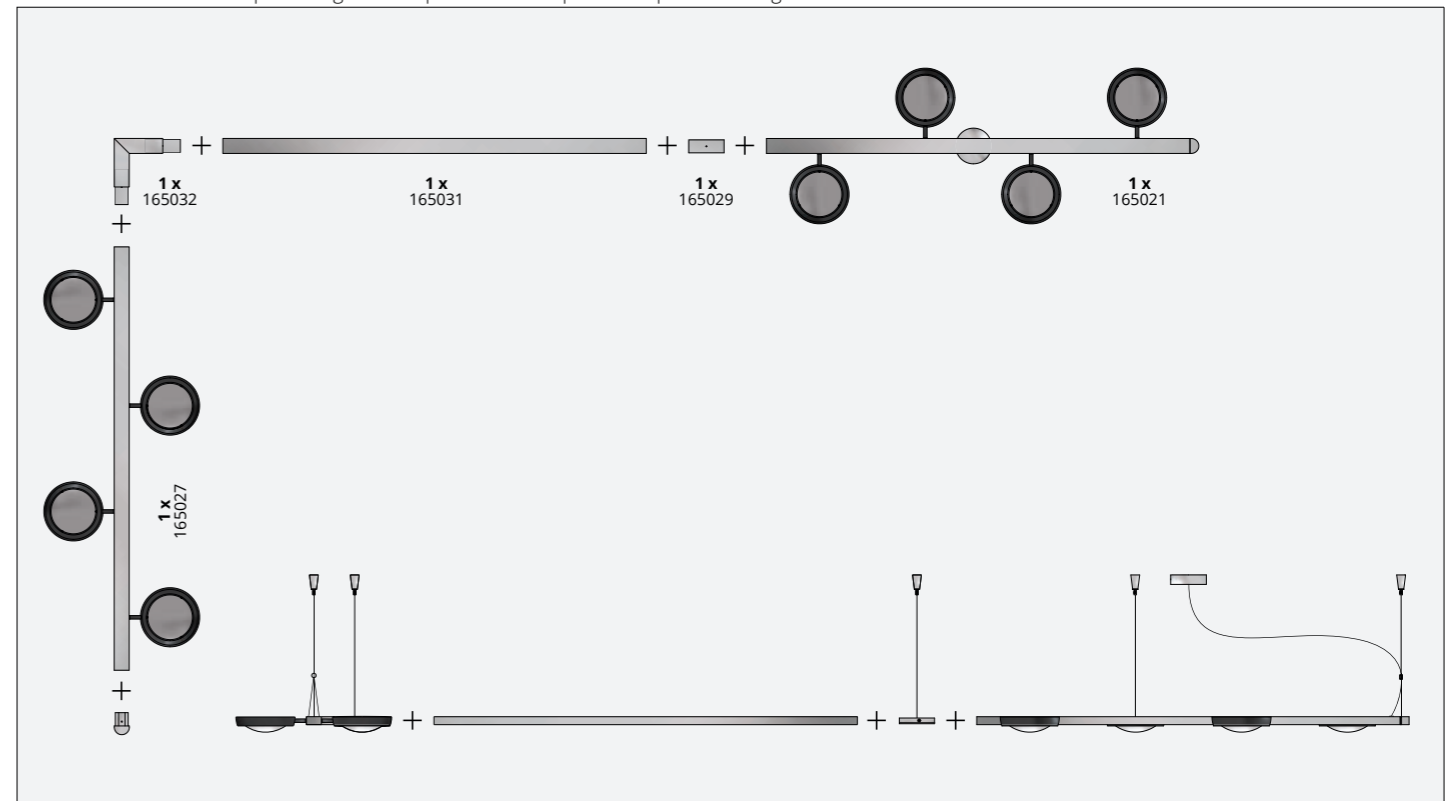
NAUTILUS • Composition

MODEL MODELLO	LIGHT SOURCE SORGENTE LUMINOSA	STRUCTURE MONTATURA	DIFFUSER DIFFUSORE	CODE CODICE
	2700K LED 15W 1092 lm 220-240V CRI 90 MacAdam 3-Step	Matte White 9010 Bianco Opaco 9010 Matte Black 9005 Nero Opaco 9005 Chrome Cromo	NONE NO	165011
	OR	3000K LED 15W 1155 lm 220-240V CRI 90 MacAdam 3-Step		Matte White 9010 Bianco Opaco 9010 Matte Black 9005 Nero Opaco 9005 Chrome Cromo
				165013
				165014
				165015
				165016
		LED included Metal Metallo	Net Weight: Peso netto: 1.10 Kg	Packaging Confezione Gross Weight: Peso Lordo: 1.59 Kg n. Pack: n. Colli: 1 Volume m³: Volume m³: 0.008

NAUTILUS SYSTEM Example of Lineal Composition • Esempio di composizione Lineare



NAUTILUS SYSTEM Example of Angular Composition • Esempio di composizione Angolare



LED with direct power supply to the AC line voltage (driver not required). Dimmable with phase cut dimmer.
 LED con alimentazione diretta a tensione di rete (non necessita di driver). Dimmerabile con varialuce a taglio di fase.

Up to 9 "Additional Modules" can be added to each "Starting Module". Dimmable with phase cut dimmer.
 Ad ogni "Starting Module" possono essere aggiunti fino ad un massimo di 9 "Additional Module". Dimmerabile con varialuce a taglio di fase.

NAUTILUS • Pendant System

MODEL MODELLO	LIGHT SOURCE SORGENTE LUMINOSA	STRUCTURE MONTATURA	DIFFUSER DIFFUSORE	CODE CODICE
	LED DOB 2700K 4 x 15W 4368 lm 220-240V CRI 90 MacAdam 3-Step	Chrome Cromo	Matte White 9010 Bianco Opaco 9010	165017
			Matte Black 9005 Nero Opaco 9005	165018
			Chrome Cromo	165019
			Matte White 9010 Bianco Opaco 9010	165020
			Matte Black 9005 Nero Opaco 9005	165021
			Chrome Cromo	165022
LED included		Metal Metallo	Metal Metallo	n. Pack: 1 n. Colli: 1 Volume m³: 0.064
		Net Weight: 4.43 Kg Peso netto: 4.43 Kg	Packaging Confezione	Gross Weight: 6.5 Kg Peso Lordo: 6.5 Kg

NAUTILUS ADDITIONAL MODULE Pendant • Sospensione


	LED DOB 2700K 4 x 15W 4368 lm 220-240V CRI 90 MacAdam 3-Step	Chrome Cromo	Matte White 9010 Bianco Opaco 9010	165023
			Matte Black 9005 Nero Opaco 9005	165024
			Chrome Cromo	165025
			Matte White 9010 Bianco Opaco 9010	165026
			Matte Black 9005 Nero Opaco 9005	165027
			Chrome Cromo	165028
LED included		Metal Metallo	Metal Metallo	n. Pack: 1 n. Colli: 1 Volume m³: 0.064
		Net Weight: 4.22 Kg Peso netto: 4.22 Kg	Packaging Confezione	Gross Weight: 6.3 Kg Peso Lordo: 6.3 Kg

Up to 9 "Additional Modules" can be added to each "Starting Module". Dimmable with phase cut dimmer.
 Ad ogni "Starting Module" possono essere aggiunti fino ad un massimo di 9 "Additional Module". Dimmerabile con varialuce a taglio di fase.

NAUTILUS • Pendant System

MODEL MODELLO	DESCRIPTION DESCRIZIONE	FINISH FINITURA	SYSTEM SISTEMA	CODE CODICE
NAUTILUS JUNCTION Accessory • Accessorio				
	Connecting joint with steel support cable Giunto di collegamento con cavo d'acciaio di sostegno	Chrome Cromo	Nautilus System	165029
		Net Weight: 0.14 Kg Peso netto: 0.14 Kg	Packaging Confezione	Gross Weight: 0.23 Kg Peso Lordo: 0.23 Kg
NAUTILUS SHORT EXTENSION Accessory • Accessorio				
	Short addition Prolunga corta	Chrome Cromo	Nautilus System	165030
		Net Weight: 0.35 Kg Peso netto: 0.35 Kg	Packaging Confezione	Gross Weight: 0.453 Kg Peso Lordo: 0.453 Kg
NAUTILUS LONG EXTENSION Accessory • Accessorio				
	Long addition Prolunga lunga	Chrome Cromo	Nautilus System	165031
		Net Weight: 0.7 Kg Peso netto: 0.7 Kg	Packaging Confezione	Gross Weight: 1.59 Kg Peso Lordo: 1.59 Kg
NAUTILUS 90° TURN Accessory • Accessorio				
	Angular with 2 Junction included Angolare con 2 Junction inclusi	Chrome Cromo	Nautilus System	165032
		Net Weight: 0.4 Kg Peso netto: 0.4 Kg	Packaging Confezione	Gross Weight: 0.548 Kg Peso Lordo: 0.548 Kg

Up to 9 "Additional Modules" can be added to each "Starting Module". Dimmable with phase cut dimmer.
 Ad ogni "Starting Module" possono essere aggiunti fino ad un massimo di 9 "Additional Module". Dimmerabile con varialuce a taglio di fase.



SPIDER

design: Andrea Tosetto 2016

THIS SPHERICAL SUSPENSION DESIGN IS REMINISCENT OF AN EYE WHICH CAN LOOK IN ANY CORNER OF THE ROOM. IT IS A PRECISE LIGHT PAIRED WITH AN ELEGANT DESIGN. ITS METALLIC SPHERICAL BODY HAS A ROUND AND CONVEX LENS LOCATED ON ONE SIDE. ITS ANGLE IS ADJUSTABLE AT WILL. THE SPHERE ROTATES BY 320 DEGREES AND TILTS BY 90 DEGREES ON THE SIDE, WHICH ENABLE TO DIRECT THE LIGHT DOWNWARDS AND LATERALLY. THE MODULARITY OF THE RANGE OF THE SPIDER ALLOWS YOU TO CREATE AN INFINITE VARIETY OF COMPOSITIONS.

SINGOLARMENTE PERLE PREZIOSE, MAESTOSE NEI CLUSTER. SI DIRAMANO PER SCENDERE IN INNUMEREVOLI GIOCHI DI LUCE ORIENTABILI, LÌ DOVE SERVE E COME PIACE. DIFFERENTI FINITURE PREZIOSE PER RENDERLA UNICA ED INIMITABILE.




SPIDER
STUDIO
ITALIA
DESIGN



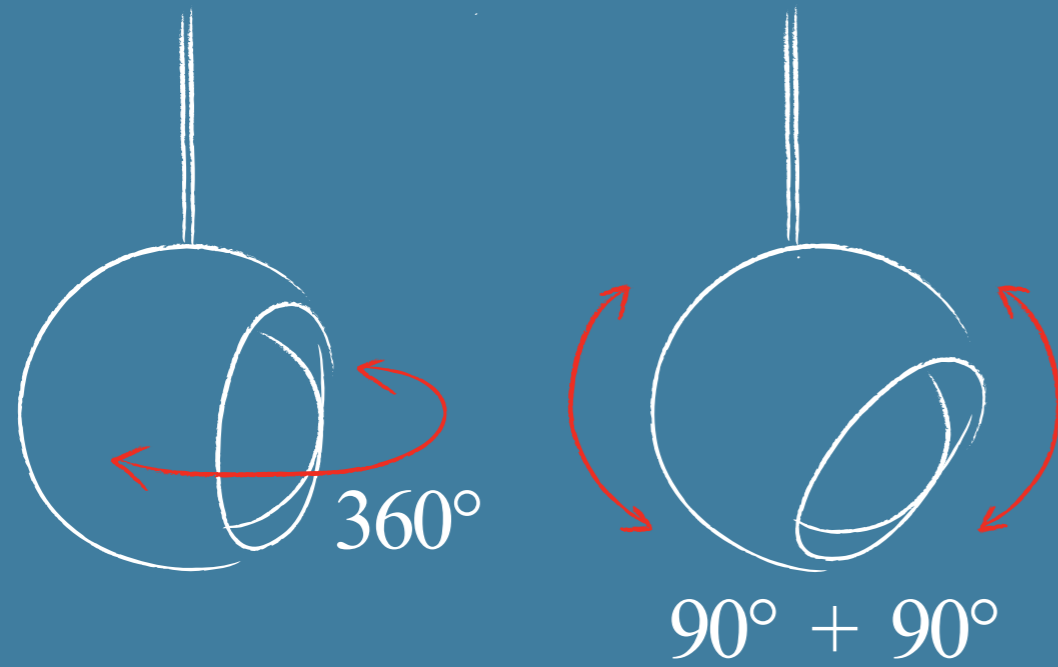
SPIDER
STUDIO
ITALIA
DESIGN







SPIDER • Pendant



MODEL
MODELLO

LIGHT SOURCE
SORGENTE LUMINOSA

STRUCTURE
MONTATURA

DIFFUSER
DIFFUSORE

CODE
CODICE

SPIDER Pendant • Sospensione

	<p>LED DOB</p> <p>2700K 10W 730 lm 220-240V CRI 90 MacAdam 3-Step</p>	<p>OR</p> <p>Chrome Cromo</p>	<p>Matte White 9010 Bianco Opaco 9010</p> <p>Matte Black 9005 Nero Opaco 9005</p> <p>Chrome Cromo</p> <p>Gold Oro</p> <p>Rose Gold Oro Rosa</p>	<p>160006</p> <p>160007</p> <p>160008</p> <p>160009</p> <p>160010</p>
	<p>LED DOB</p> <p>3000K 10W 770 lm 220-240V CRI 90 MacAdam 3-Step</p>		<p>Matte White 9010 Bianco Opaco 9010</p> <p>Matte Black 9005 Nero Opaco 9005</p> <p>Chrome Cromo</p> <p>Gold Oro</p> <p>Rose Gold Oro Rosa</p>	<p>160011</p> <p>160012</p> <p>160013</p> <p>160014</p> <p>160015</p>
<p>LED included</p>		<p>Metal Metallo</p>	<p>Metal Metallo</p>	<p>Net Weight: 0.8 Kg Peso netto:</p> <p>Packaging Confezione</p> <p>Gross Weight: 1.14 Kg Peso Lordo:</p> <p>n. Pack: 2 n. Colli:</p> <p>Volume m³: 0.01 Volume m³:</p>



Net Weight: 0.8 Kg
Peso netto:

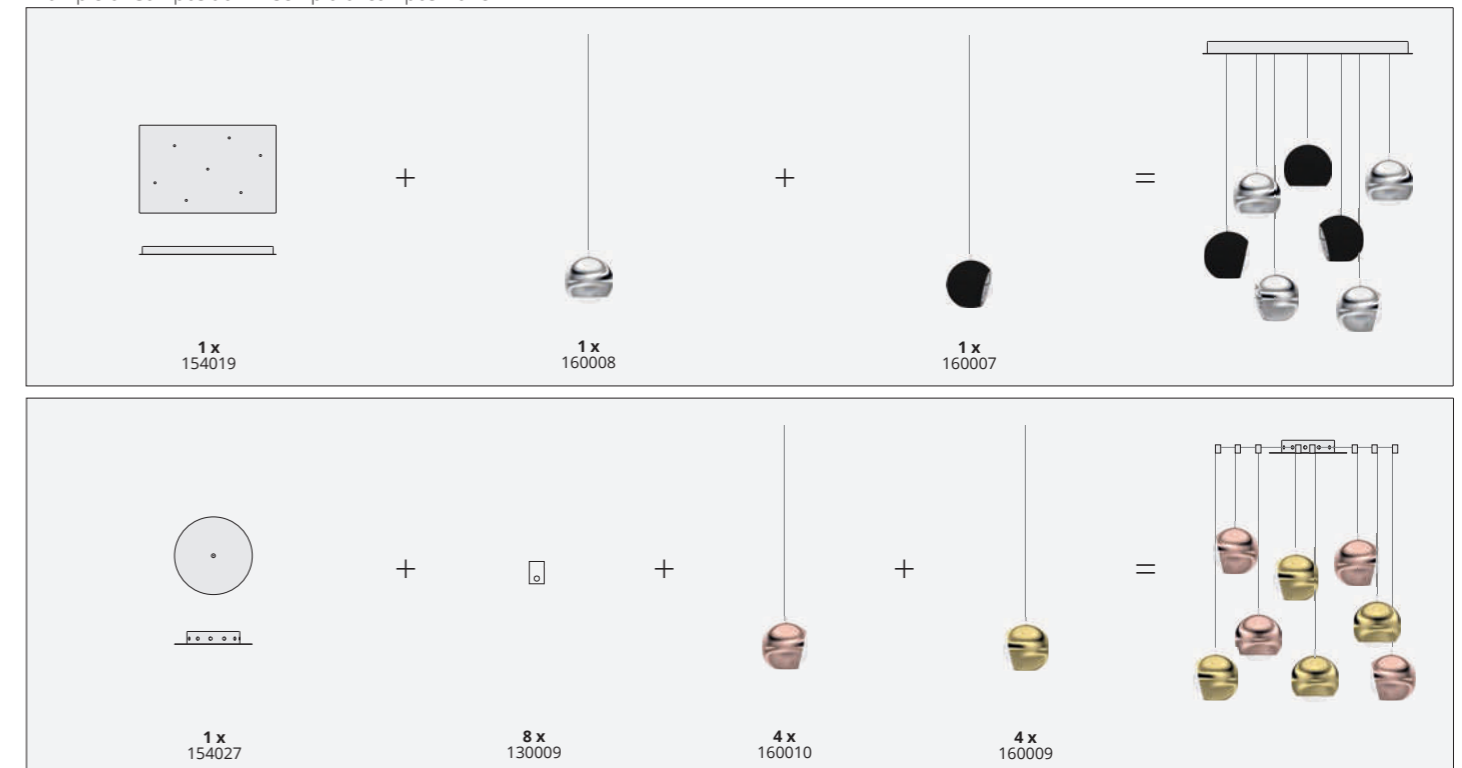
Packaging Confezione

Gross Weight: 1.14 Kg
Peso Lordo:

n. Pack: 2
n. Colli:



Volume m³: 0.01
Volume m³:

Example of Composition • Esempio di composizione



The pendants must be installed with one of the **canopy** options listed on pages 344 • 352
LED with direct power supply to the AC line voltage (driver not required). Dimmable with phase cut dimmer.
Le sospensioni devono essere installate sui **rosoni** presenti alle pagine 344 • 352
LED con alimentazione diretta a tensione di rete (non necessita di driver). Dimmerabile con varialuce a taglio di fase.





BUGIA

design: Andrea Tosetto 2016

THIS TRICKY CEILING FIXTURE LOOKS LIKE CHEATING AT FIRST SIGHT. ITS ELEGANT SHAPE AND BRIGHT FINISHES ENCHANT BY THINKING ONLY OF DIRECT LIGHTING. BUT ONCE LIT UP, THE TRUE ESSENCE AND SPIRIT OF BUGIA TURNS OUT REVEALING ITS HARMONY BETWEEN INDIRECT AND DIRECT LIGHT WITHOUT GLARE.

FINITURE ELEGANTI E BRILLANTI INCANTANO RIVELANDO UN EQUILIBRIO TRA LUCE INDIRECTA E DIRETTA, SENZA ABBAGLIARE. SOFISTICATA NELLE SUE FORME ROTONDE E PERFETTE CON UNO STILE SEMPLICE MA UNICO NEL SUO GENERE.





**BUGIA
STUDIO
ITALIA
DESIGN**












BUGIA • Ceiling

MODEL MODELLO	LIGHT SOURCE SORGENTE LUMINOSA	STRUCTURE MONTATURA	DIFFUSER DIFFUSORE	CODE CODICE	
BUGIA SINGLE Ceiling • Plafoniera					
<p>Ø cm 24 9.45"</p> <p>cm 5 1.97"</p>	LED DOB 2700K 15W 1092 lm 220-240V CRI 90 MacAdam 3-Step	Matte White 9010 Bianco Opaco 9010	<input type="radio"/> White Bianco <input type="radio"/> Gold Oro <input type="radio"/> Chrome Cromo <input type="radio"/> Glossy Copper Rame Lucido	161025 161026 161027 161028	
	OR		LED DOB 3000K 15W 1155 lm 220-240V CRI 90 MacAdam 3-Step	<input type="radio"/> White Bianco <input type="radio"/> Gold Oro <input type="radio"/> Chrome Cromo <input type="radio"/> Glossy Copper Rame Lucido	161029 161030 161031 161032
CE IP20 ENERGY SAVING DIM TRIAC PG		Net Weight: 0.8 Kg Peso netto:	Packaging Confezione Gross Weight: 1.52 Kg Peso Lordo:	n. Pack: 2 n. Colli:	Volume m ³ : 0.017 Volume m ³ :

BUGIA DOUBLE Ceiling • Plafoniera					
<p>cm 19 7.48"</p> <p>cm 52.5 20.67"</p> <p>cm 5.4 2.12"</p>	LED DOB 2700K 2 x 15W 2184 lm 220-240V CRI 90 MacAdam 3-Step	Matte White 9010 Bianco Opaco 9010	<input type="radio"/> White Bianco <input type="radio"/> Gold Oro <input type="radio"/> Chrome Cromo <input type="radio"/> Glossy Copper Rame Lucido	161033 161034 161035 161036	
	OR		LED DOB 3000K 2 x 15W 2310 lm 220-240V CRI 90 MacAdam 3-Step	<input type="radio"/> White Bianco <input type="radio"/> Gold Oro <input type="radio"/> Chrome Cromo <input type="radio"/> Glossy Copper Rame Lucido	161037 161038 161039 161040
CE IP20 ENERGY SAVING DIM TRIAC PG		Net Weight: 2.05 Kg Peso netto:	Packaging Confezione Gross Weight: 4.91 Kg Peso Lordo:	n. Pack: 2 n. Colli:	Volume m ³ : 0.062 Volume m ³ :

BUGIA TRIPLE Ceiling • Plafoniera					
<p>cm 19 7.48"</p> <p>cm 52.5 20.67"</p> <p>cm 5.4 2.12"</p>	LED DOB 2700K 3 x 15W 3276 lm 220-240V CRI 90 MacAdam 3-Step	Matte White 9010 Bianco Opaco 9010	<input type="radio"/> White Bianco <input type="radio"/> Gold Oro <input type="radio"/> Chrome Cromo <input type="radio"/> Glossy Copper Rame Lucido	161041 161042 161043 161044	
	OR		LED DOB 3000K 3 x 15W 3465 lm 220-240V CRI 90 MacAdam 3-Step	<input type="radio"/> White Bianco <input type="radio"/> Gold Oro <input type="radio"/> Chrome Cromo <input type="radio"/> Glossy Copper Rame Lucido	161045 161046 161047 161048
CE IP20 ENERGY SAVING DIM TRIAC PG		Net Weight: 2.8 Kg Peso netto:	Packaging Confezione Gross Weight: 5.66 Kg Peso Lordo:	n. Pack: 2 n. Colli:	Volume m ³ : 0.062 Volume m ³ :

LED with direct power supply to the AC line voltage (driver not required). Dimmable with phase cut dimmer.
 LED con alimentazione diretta a tensione di rete (non necessita di driver). Dimmerabile con variatore a taglio di fase.



RAIN

design: Andrea Tosetto 2015

THE RAIN IS INSPIRED BY THE SPRING RAIN THAT FALLS SILENT AND LIGHT AND CAPTURES A MOMENT IN TIME TO BRING THE MAJESTY OF THE EVENT INSIDE YOUR SPACE IN ITS SIMPLICITY. THE CHROME DIFFUSER IS TAPERED OFF TO THE TOP INTO A SLENDER STEM AVAILABLE IN THE FOLLOWING FINISHES: MATTE WHITE, MATTE BLACK, COPPERY BRONZE, BRUSHED CHROME, GOLD AND ROSE GOLD. AT THE BASE OF EACH SHADE IS THE ROUNDED, GLASS DIFFUSER THAT CONCEALS THE LED LIGHT SOURCE. WHEN ILLUMINATED THIS DECORATIVE PENDANT LIGHT CASTS DIRECT DOWNWARD LIGHT. THE MODULARITY OF THE RAIN OFFERS A MULTITUDE OF STANDARD AS WELL AS CUSTOM COMPOSITIONS.

ISPIRATA ALLA PIOGGIA DI PRIMAVERA CHE CADE SILENZIOSA E LEGGERA, NE CATTURA UN ATTIMO PORTANDO LA MAESTOSITÀ DELL'EVENTO ALL'INTERNO DEGLI AMBIENTI NELLA SUA SEMPLICITÀ. LINEE MINIMALISTE IMPREZIOSITE DAI DETTAGLI COLORATI LA RENDONO UNICA E SEMPRE DIVERSA.





RAIN
STUDIO
ITALIA
DESIGN

THE
LIGHTING
MAKERS







RAIN STUDIO ITALIA DESIGN

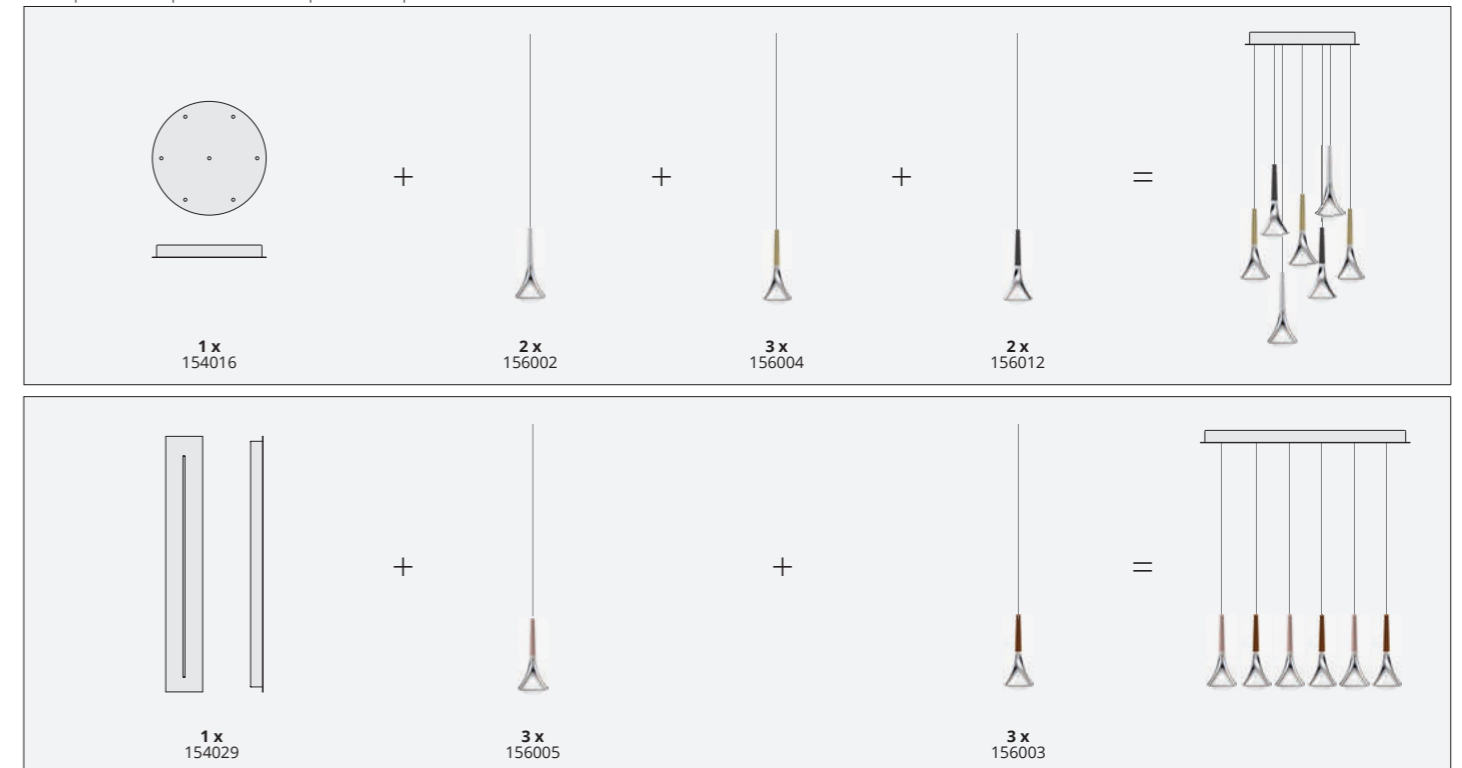


THE
LIGHTING
MAKERS


RAIN • Pendant

MODEL MODELLO	LIGHT SOURCE SORGENTE LUMINOSA	STRUCTURE MONTATURA	DECOR DECORO	CODE CODICE	
	2700K 9W 900 lm LED CRI 92 MacAdam 3-Step	OR Chrome Cromo	Matte White 9010 Bianco Opaco 9010	156001	
	3000K 9W 950 lm LED CRI 92 MacAdam 3-Step		Matte Black 9005 Nero Opaco 9005 Coppery Bronze Bronzo Ramato Brushed Chrome Cromo Spazzolato Gold Oro Rose Gold Oro Rosa	Matte White 9010 Bianco Opaco 9010 Matte Black 9005 Nero Opaco 9005 Coppery Bronze Bronzo Ramato Brushed Chrome Cromo Spazzolato Gold Oro Rose Gold Oro Rosa	156012 156003 156002 156004 156005 156013 156014 156015 156016 156018 156017
CE IP40 ENERGY SAVING DIM TRIAC PG		Net Weight: 0.34 Kg Peso netto:	Packaging Confezione Gross Weight: 1.13 Kg Peso Lordo:	n. Pack: 2 n. Colli:	Volume m³: 0.006 Volume m³:

Example of Composition • Esempio di composizione



The pendants must be installed with one of the **canopy** options listed on pages 344 • 352
 LED with direct power supply to the AC line voltage (driver not required). Dimmable with phase cut dimmer.
 Le sospensioni devono essere installate sui **rosoni** presenti alle pagine 344 • 352
 LED con alimentazione diretta a tensione di rete (non necessita di driver). Dimmerabile con varialuce a taglio di fase.



PINUP

design: Andrea Tosetto 2015

THE NIFTY LITTLE PIN-UP WALL AND CEILING LAMP CONSISTS OF TWO PARTS: THE BASE, WHICH IS FIXED TO THE WALL OR CEILING, AND A SMALL “COVER”, WHICH HOUSES THE LIGHT SOURCE. THAT COVER IS MOVABLE AND CAN BE SET UP TO AN ANGLE OF 90 DEGREES. THUS, THE BRIGHTNESS CAN BE ADJUSTED CONTINUOUSLY. DEPENDING ON HOW THE PIN-UP IS APPLIED, THE LIGHT CAN RADIATE UPWARDS OR DOWNWARDS, OR BE KEPT FOLDED TO A MINIMUM. BY DESIGN, A CONE OF LIGHT IS GENERATED DEPENDING ON THE SETTING, WHICH CAN VARY FROM A NARROW CRESCENT, A LUSH CRESCENT TO AN OPEN CONE. THE LED LIGHT SOURCE IS SURROUNDED BY A GLASS LENS, WHICH CONTRIBUTES TO THE BEAUTIFUL LIGHTING EFFECTS.

ACCENTI DI LUCE RACCHIUSI IN UN DESIGN ORGANICO CHE UNA VOLTA DISCHIUSI E LASCIATI LIBERI DI ILLUMINARE CIÒ CHE CI INTERESSA STUPISCONO PER LA LORO SEMPLICITÀ E BELLEZZA GRAZIE A CALDO LED.







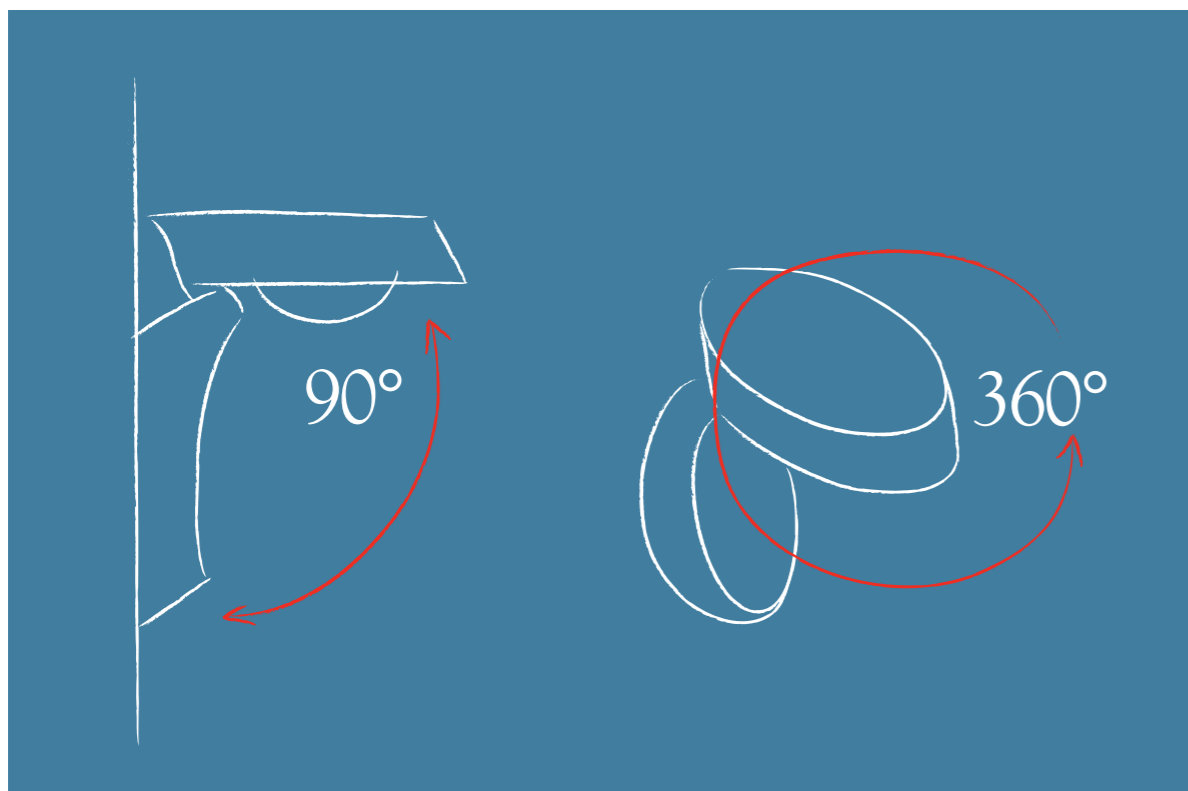

PIN-UP
STUDIO
ITALIA
DESIGN

PIN-UP • Wall & Ceiling


MODEL MODELLO	LIGHT SOURCE SORGENTE LUMINOSA	STRUCTURE MONTATURA	DIFFUSER DIFFUSORE	CODE CODICE
------------------	-----------------------------------	------------------------	-----------------------	----------------

PIN-UP Wall & Ceiling • Parete & Plafoniera

<p>cm 10 3.93" cm 8 3.14" cm 13.5 5.31"</p>	<p>2700K 9W 900 lm LED 210-250V CRI 92 MacAdam 3-Step</p>	<input type="radio"/> Matte White 9010 Bianco Opaco 9010 <input type="radio"/> Coppery Bronze Bronzo Ramato	<p>NONE NO</p>	155001	
	<p>OR</p> <p>3000K 9W 950 lm LED 210-250V CRI 92 MacAdam 3-Step</p>	<input type="radio"/> Matte White 9010 Bianco Opaco 9010 <input type="radio"/> Coppery Bronze Bronzo Ramato		155002	
	<p>LED included</p>	<p>Metal Metallo</p>		155004	
				155005	
<p>CE IP40 ENERGY SAVING DIM TRIAC PG</p>		<p>Net Weight: 1.15 Kg Peso netto:</p>	<p>Packaging Confezione Gross Weight: 1.32 Kg Peso Lordo:</p>	<p>n. Pack: 1 n. Colli: 1</p>	<p>Volume m³: 0.005 Volume m³:</p>



LED with direct power supply to the AC line voltage (driver not required). Dimmable with phase cut dimmer.
LED con alimentazione diretta a tensione di rete (non necessita di driver). Dimmerabile con variatore a taglio di fase.



SHELF

design: Studio Italia Design 2015

WE HAVE PUT LIGHT ON A SHELF AND THROUGH ITS EYES, PURE CRYSTAL LENSES, WE CREATE FANTASTIC LIGHT EFFECTS ON YOUR WALLS.

SOPRA LA MENSOLA NOI CI ABBIAMO MESSO LA LUCE , FACENDO INTRAVEDERE I SUOI OCCHI, LENTI IN PURO CRISTALLO CHE CREERANNO FANTASTICI GIOCHI DI LUCE SULLE VOSTRE PARETI.



SHELF
STUDIO
ITALIA
DESIGN






SHELF · Wall

MODEL MODELLO	LIGHT SOURCE SORGENTE LUMINOSA	STRUCTURE MONTATURA	DIFFUSER DIFFUSORE	CODE CODICE		
SHELF SINGLE Wall · Parete						
	LED 2700K 17W 1700 lm 210-250V CRI 92 MacAdam 3-Step	Matte White 9016 Bianco Opaco 9016	NONE NO	151005		
	OR LED 3000K 17W 1800 lm 210-250V CRI 92 MacAdam 3-Step LED included			Metal Metallo	151003	
		Net Weight: 0.9 Kg Peso netto:	Packaging Confezione	Gross Weight: 1.06 Kg Peso Lordo:	n. Pack: 1 n. Colli:	Volume m ³ : 0.004 Volume m ³ :
SHELF DOUBLE Wall · Parete						
	LED 2700K 2 x 17W 3400 lm 210-250V CRI 92 MacAdam 3-Step	Matte White 9016 Bianco Opaco 9016	NONE NO	151004		
	OR LED 3000K 2 x 17W 3600 lm 210-250V CRI 92 MacAdam 3-Step LED included			Metal Metallo	151002	
		Net Weight: 1.9 Kg Peso netto:	Packaging Confezione	Gross Weight: 2.29 Kg Peso Lordo:	n. Pack: 1 n. Colli:	Volume m ³ : 0.012 Volume m ³ :

LED with direct power supply to the AC line voltage (driver not required). Dimmable with phase cut dimmer.
 LED con alimentazione diretta a tensione di rete (non necessita di driver). Dimmerabile con variatore a taglio di fase.



FROZEN

design: Studio Italia Design 2015

FLAT LIKE A SHEET OF PAPER WITH A MINIMALIST DESIGN THAT ALLOWS YOU TO SEE ITS EYES, LENSES MADE OF PURE CRYSTAL SIMILAR TO ICICLES WHICH WILL BRING ANY ENVIRONMENT TO LIFE THANKS TO THE EFFECTS THE LENSES CREATE.

PIATTA COME UN FOGLIO, DAL DESIGN MINIMALISTA LASCIA INTRAVEDERE I SUOI OCCHI, LENTI IN PURO CRISTALLO SIMILI A GHIACCIOLI CHE SAPRANNO DARE VITA, ATTRAVERSO EFFETTI LUMINOSI, A TUTTI GLI AMBIENTI.







FROZEN • Ceiling

MODEL MODELLO	LIGHT SOURCE SORGENTE LUMINOSA	STRUCTURE MONTATURA	DIFFUSER DIFFUSORE	CODE CODICE		
FROZEN SMALL Ceiling • Plafoniera						
	2700K 17W 1700 lm 210-250V CRI 92 MacAdam 3-Step LED	<input type="radio"/> Matte White 9016 Bianco Opaco 9016 <input type="radio"/> Coppery Bronze Bronzo Ramato	NONE --- NON	149019		
	OR	3000K 17W 1800 lm 210-250V CRI 92 MacAdam 3-Step LED		<input type="radio"/> Matte White 9016 Bianco Opaco 9016 <input type="radio"/> Coppery Bronze Bronzo Ramato	149020	
				149003		
				149007		
CE IP40 ENERGY SAVING DIM TRIAC PG		Net Weight: 1.77 Kg Peso netto:	Packaging Confezione	Gross Weight: 2.23 Kg Peso Lordo:	n. Pack: 1 n. Colli:	Volume m³: 0.015 Volume m³:

FROZEN MEDIUM Ceiling • Plafoniera						
	2700K 2 x 17W 3400 lm 210-250V CRI 92 MacAdam 3-Step LED	<input type="radio"/> Matte White 9016 Bianco Opaco 9016 <input type="radio"/> Coppery Bronze Bronzo Ramato	NONE --- NON	149017		
	OR	3000K 2 x 17W 3600 lm 210-250V CRI 92 MacAdam 3-Step LED		<input type="radio"/> Matte White 9016 Bianco Opaco 9016 <input type="radio"/> Coppery Bronze Bronzo Ramato	149018	
				149002		
				149006		
CE IP40 ENERGY SAVING DIM TRIAC PG		Net Weight: 3.27 Kg Peso netto:	Packaging Confezione	Gross Weight: 4.01 Kg Peso Lordo:	n. Pack: 1 n. Colli:	Volume m³: 0.028 Volume m³:

FROZEN LARGE Ceiling • Plafoniera						
	2700K 4 x 17W 6800 lm 210-250V CRI 92 MacAdam 3-Step LED	<input type="radio"/> Matte White 9016 Bianco Opaco 9016 <input type="radio"/> Coppery Bronze Bronzo Ramato	NONE --- NON	149015		
	OR	3000K 4 x 17W 7200 lm 210-250V CRI 92 MacAdam 3-Step LED		<input type="radio"/> Matte White 9016 Bianco Opaco 9016 <input type="radio"/> Coppery Bronze Bronzo Ramato	149016	
				149001		
				149005		
CE IP40 ENERGY SAVING DIM TRIAC PG		Net Weight: 7.78 Kg Peso netto:	Packaging Confezione	Gross Weight: 10.04 Kg Peso Lordo:	n. Pack: 1 n. Colli:	Volume m³: 0.115 Volume m³:

LED with direct power supply to the AC line voltage (driver not required). Dimmable with phase cut dimmer.
 LED con alimentazione diretta a tensione di rete (non necessita di driver). Dimmerabile con variatore a taglio di fase.



A-TUBE


design: Studio Italia Design 2013

THE A-TUBE FAMILY FEATURES SEVERAL MINIMALISTIC CEILING AND PENDANT LIGHT FIXTURES MADE OF METAL SHAPED LIKE CYLINDERS AND AVAILABLE IN VARIOUS LENGTHS AND FINISHES. THIS SLIM, CYLINDRICAL PENDANT AND CEILING LIGHT IS PERFECT FOR USE BY ITSELF OR WHEN ARRANGED IN CLUSTERS OR ROWS. THIS MODERN FIXTURE PROVIDES DIRECT ILLUMINATION.

UNA LUCE CHE PUNTA DIRETTA ALL'OBIETTIVO. UNA LINEA SEMPLICE CHE NON SMETTE DI RINNOVARSI. SEMPRE PIÙ MODERNA E ALLA MODA.









A-TUBE • Ceiling

MODEL MODELLO	LIGHT SOURCE SORGENTE LUMINOSA	STRUCTURE MONTATURA	DIFFUSER DIFFUSORE	CODE CODICE		
	GU10 Par 16 1 x max 40W eco	<input type="radio"/> Matte White 9010 Bianco Opaco 9010	NONE NO	096015		
	OR	<input type="radio"/> Matte Black 9005 Nero Opaco 9005		096030		
	GU10 Par 16 LED 1 x max available [L max cm 9]	<input type="radio"/> Coppery Bronze Bronzo Ramato		096023		
LAMP not included		Metal Metallo				
		Net Weight: Peso netto: 0.2 Kg	Packaging Confezione	Gross Weight: Peso Lordo: 0.26 Kg	n. Pack: n. Colli: 1	Volume m ³ : Volume m ³ : 0.002

A-TUBE SMALL Ceiling • Plafoniera

	GU10 Par 16 1 x max 40W eco	<input type="radio"/> Matte White 9010 Bianco Opaco 9010	NONE NO	096007		
	OR	<input type="radio"/> Matte Black 9005 Nero Opaco 9005		096031		
	GU10 Par 16 LED 1 x max available [L max cm 9]	<input type="radio"/> Coppery Bronze Bronzo Ramato		096024		
LAMP not included		Metal Metallo				
		Net Weight: Peso netto: 0.8 Kg	Packaging Confezione	Gross Weight: Peso Lordo: 1.36 Kg	n. Pack: n. Colli: 1	Volume m ³ : Volume m ³ : 0.009

A-TUBE MEDIUM Ceiling • Plafoniera

	GU10 Par 16 1 x max 40W eco	<input type="radio"/> Matte White 9010 Bianco Opaco 9010	NONE NO	096011		
	OR	<input type="radio"/> Matte Black 9005 Nero Opaco 9005		096033		
	GU10 Par 16 LED 1 x max available [L max cm 9]	<input type="radio"/> Coppery Bronze Bronzo Ramato		096025		
LAMP not included		Metal Metallo				
		Net Weight: Peso netto: 0.9 Kg	Packaging Confezione	Gross Weight: Peso Lordo: 1.60 Kg	n. Pack: n. Colli: 1	Volume m ³ : Volume m ³ : 0.015

A-TUBE LARGE Ceiling • Plafoniera

	GU10 Par 16 1 x max 40W eco	<input type="radio"/> Matte White 9010 Bianco Opaco 9010	NONE NO	096013		
	OR	<input type="radio"/> Matte Black 9005 Nero Opaco 9005		096035		
	GU10 Par 16 LED 1 x max available [L max cm 9]	<input type="radio"/> Coppery Bronze Bronzo Ramato		096026		
LAMP not included		Metal Metallo				
		Net Weight: Peso netto: 1.5 Kg	Packaging Confezione	Gross Weight: Peso Lordo: 2.39 Kg	n. Pack: n. Colli: 1	Volume m ³ : Volume m ³ : 0.022

A-TUBE • Pendant

MODEL MODELLO	LIGHT SOURCE SORGENTE LUMINOSA	STRUCTURE MONTATURA	DIFFUSER DIFFUSORE	CODE CODICE		
	GU10 Par 16 1 x max 40W eco	<input type="radio"/> Matte White 9010 Bianco Opaco 9010	NONE NO	096057		
	OR	<input type="radio"/> Matte Black 9005 Nero Opaco 9005		096060		
	GU10 Par 16 LED 1 x max available [L max cm 8.5]	<input type="radio"/> Coppery Bronze Bronzo Ramato		096063		
LAMP not included		Metal Metallo				
		Net Weight: Peso netto: 1.12 Kg	Packaging Confezione	Gross Weight: Peso Lordo: 1.68 Kg	n. Pack: n. Colli: 1	Volume m ³ : Volume m ³ : 0.009

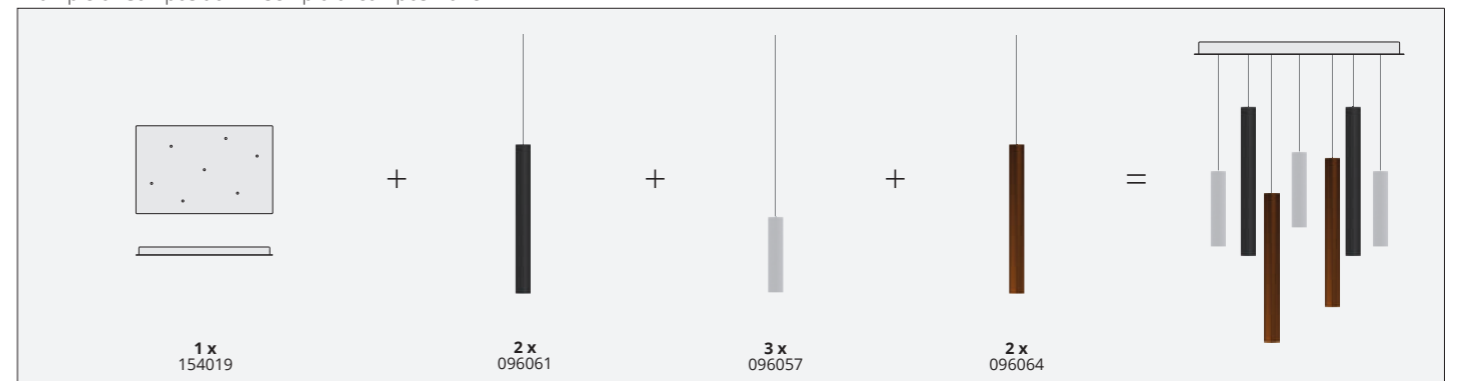
A-TUBE MEDIUM Pendant • Sospensione

	GU10 Par 16 1 x max 40W eco	<input type="radio"/> Matte White 9010 Bianco Opaco 9010	NONE NO	096058		
	OR	<input type="radio"/> Matte Black 9005 Nero Opaco 9005		096061		
	GU10 Par 16 LED 1 x max available [L max cm 8.5]	<input type="radio"/> Coppery Bronze Bronzo Ramato		096064		
LAMP not included		Metal Metallo				
		Net Weight: Peso netto: 1.42 Kg	Packaging Confezione	Gross Weight: Peso Lordo: 2.12 Kg	n. Pack: n. Colli: 1	Volume m ³ : Volume m ³ : 0.015


A-TUBE LARGE Pendant • Sospensione

	GU10 Par 16 1 x max 40W eco	<input type="radio"/> Matte White 9010 Bianco Opaco 9010	NONE NO	096059		
	OR	<input type="radio"/> Matte Black 9005 Nero Opaco 9005		096062		
	GU10 Par 16 LED 1 x max available [L max cm 8.5]	<input type="radio"/> Coppery Bronze Bronzo Ramato		096065		
LAMP not included		Metal Metallo				
		Net Weight: Peso netto: 1.87 Kg	Packaging Confezione	Gross Weight: Peso Lordo: 2.76 Kg	n. Pack: n. Colli: 1	Volume m ³ : Volume m ³ : 0.022

Example of Composition • Esempio di composizione



The pendants must be installed with one of the **canopy** options listed on pages 344 • 352 LED with direct power supply to the AC line voltage (driver not required). Dimmable with phase cut dimmer.
Le sospensioni devono essere installate sui **rosoni** presenti alle pagine 344 • 352 LED con alimentazione diretta a tensione di rete (non necessita di driver). Dimmerabile con varialuce a taglio di fase.




A-TUBE NANO

design: Studio Italia Design 2016

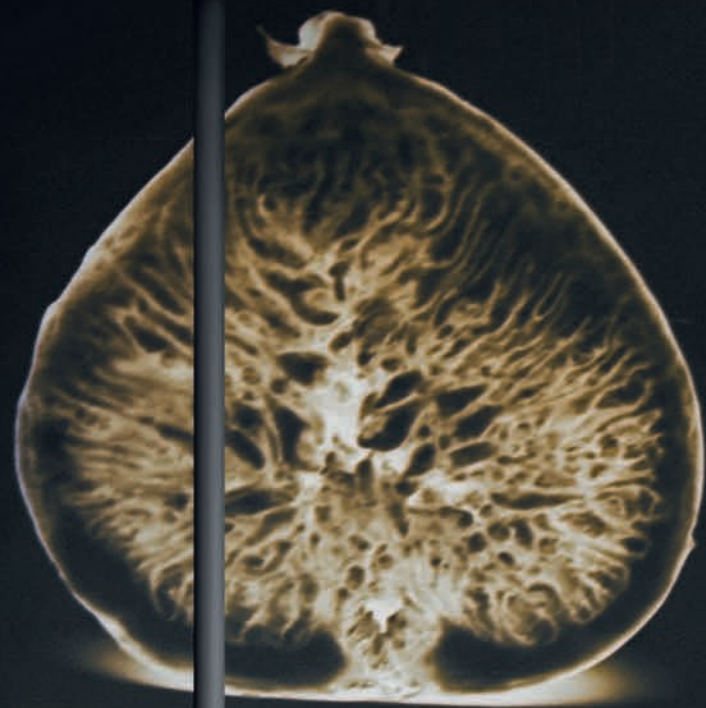
A-TUBE NANO, IT'S LIKE A PRECIOUS PIN WITH A TRANSPARENT GLASS DETAIL AT THE END THAT SHINES LIKE MORNING DEW IN THE SUNSHINE ON A SPRING MORNING. WHEN USED INDIVIDUALLY IS PERFECT FOR MINIMALISTIC SPACES HOWEVER THANKS TO ALL THE OPTIONAL CANOPIES BEING OFFERED ONE CAN CREATE BEAUTIFUL CLUSTERS VARYING HARMONICALLY IN VARIOUS HEIGHTS.

LINEE SOTTILI CHE VENGONO IMPREZIOSITE DAL DETTAGLIO CRISTALLO TRASPARENTE CHE QUANDO ILLUMINATO RISALTA COME LA RUGIADA IN PRIMAVERA. GRAZIE ALLA SUA MODULARITÀ CREA BELLISSIME COMPOSIZIONI CLUSTER.





A-TUBE
NANO
STUDIO
ITALIA
DESIGN





A-TUBE
NANO
STUDIO
ITALIA
DESIGN



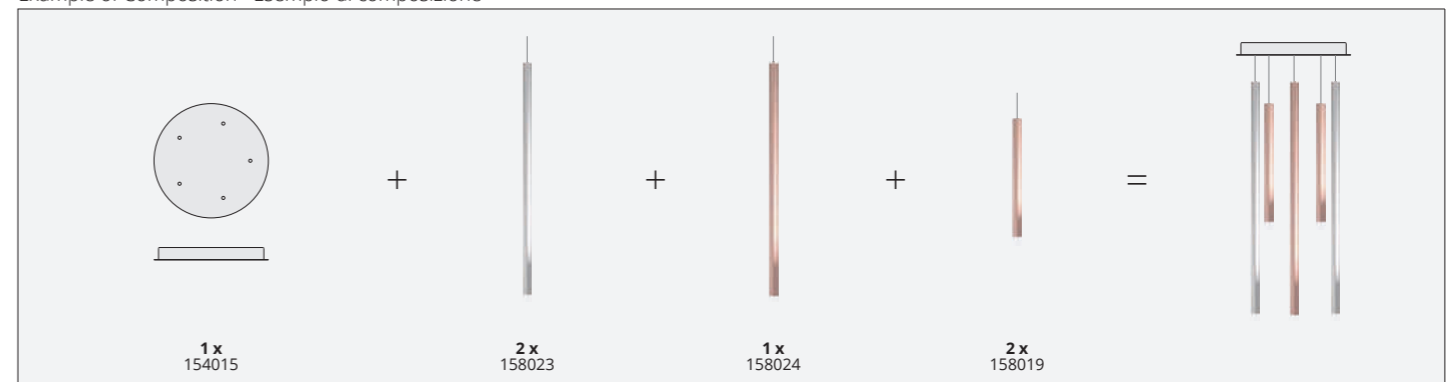






A-TUBE NANO • Pendant

MODEL MODELLO	LIGHT SOURCE SORGENTE LUMINOSA	STRUCTURE MONTATURA	DIFFUSER DIFFUSORE	CODE CODICE
A-TUBE NANO SMALL Pendant • Sospensione				
	LED 2700K 3W 400 lm 350mA CRI 90 MacAdam 3-Step LED and DRIVER included	<ul style="list-style-type: none"> Matte White 9010 Bianco Opaco 9010 Matte Black 9005 Nero Opaco 9005 Chrome Cromo Rose Gold Oro Rosa Gold Oro 	<ul style="list-style-type: none"> Clear Trasparente 	158016
				158017
Net Weight: 0.25 Kg Packaging Gross Weight: 1.05 Kg n. Pack: 2 Volume m³: 0.006 Peso netto: Confezione Peso Lordo: n. Colli:				
A-TUBE NANO MEDIUM Pendant • Sospensione				
	LED 2700K 3W 400 lm 350mA CRI 90 MacAdam 3-Step LED and DRIVER included	<ul style="list-style-type: none"> Matte White 9010 Bianco Opaco 9010 Matte Black 9005 Nero Opaco 9005 Chrome Cromo Rose Gold Oro Rosa Gold Oro 	<ul style="list-style-type: none"> Clear Trasparente 	158021
				158022
Net Weight: 0.3 Kg Packaging Gross Weight: 1.10 Kg n. Pack: 2 Volume m³: 0.006 Peso netto: Confezione Peso Lordo: n. Colli:				
A-TUBE NANO LARGE Pendant • Sospensione				
	LED 2700K 3W 400 lm 350mA CRI 90 MacAdam 3-Step LED and DRIVER included	<ul style="list-style-type: none"> Matte White 9010 Bianco Opaco 9010 Matte Black 9005 Nero Opaco 9005 Chrome Cromo Rose Gold Oro Rosa Gold Oro 	<ul style="list-style-type: none"> Clear Trasparente 	158026
				158027
Net Weight: 0.59 Kg Packaging Gross Weight: 1.29 Kg n. Pack: 2 Volume m³: 0.007 Peso netto: Confezione Peso Lordo: n. Colli:				

Example of Composition • Esempio di composizione



The pendants must be installed with one of the **canopy** options listed on pages 344 · 350 • **Not compatible with the Radial System**
 Le sospensioni devono essere installate sui **rosoni** presenti alle pagine 344 · 350 • **Non utilizzabile sul Radial System**



A-TUBE NANO DUO

design: Studio Italia Design 2018

THE A-TUBE NANO DUO IS AN OFFSHOOT OF THE A-TUBE NANO BUT WITH AN LED LIGHT SOURCE ON BOTH ENDS OF THE SLIM METAL DIFFUSER. THESE PRECIOUS PINS ARE SUSPENDED TO THE CANOPY WITH A THIN CABLE GIVING A MAGICAL EFFECT TO THESE CRYSTAL LIGHTS TO BE FLOATING IN TIME AND SPACE. USED INDIVIDUALLY FOR A CLEAN AND MINIMALIST APPLICATION OR ONE CAN CREATE ENDLESS COMPOSITIONS TO REACH THE MAXIMUM SPECTACULAR EFFECT.

SPILLI IMPREZIOSITI DA PUNTE DI CRISTALLO SOSPESI NEL TEMPO E NELLO SPAZIO. L'ELEGANZA LI CONTRADDISTINGUE SINGOLARMENTE, MA SE UTILIZZATE IN COMPOSIZIONI LUMINOSE DI FORTE IMPATTO RAGGIUNGONO IL MASSIMO EFFETTO SCENOGRAFICO









A-TUBE NANO DUO • Pendant

MODEL MODELLO	LIGHT SOURCE SORGENTE LUMINOSA	STRUCTURE MONTATURA	DIFFUSER DIFFUSORE	CODE CODICE
	LED 2700K 2 x 1W 300 lm 350mA CRI 90 MacAdam 3-Step	Metal Metallo	Polycarbonate Policarbonato	Matte White 9010 Bianco Opaco 9010 158031
				Matte Black 9005 Nero Opaco 9005 158032
				Chrome Cromo Clear Trasparente 158033
				Rose Gold Oro Rosa 158034
				Gold Oro 158035
LED and DRIVER included		Net Weight: Peso netto: 0.21 Kg	Packaging Confezione Gross Weight: Peso Lordo: 0.39 Kg	n. Pack: n. Colli: 1 Volume m ³ : Volume m ³ : 0.002

Example of Composition • Esempio di composizione



The pendants must be installed with one of the **canopy** options listed on pages 344 • 350 • **Not compatible with the Radial System**
 Le sospensioni devono essere installate sui **rosoni** presenti alle pagine 344 • 350 • **Non utilizzabile sul Radial System**



JEFFERSON

design: NS 2019

THE UNIQUE DESIGN OF THE JEFFERSON LAMP REFERS TO THE MUSIC AND ICONIC 60S STYLE IMAGES IN PSYCHEDELIC ARTWORK. ATMOSPHERES INTERPRETED THROUGH THE PRECIOUS BOHEMIAN CRYSTAL WITH SHAPES IN DIFFERENT ELLIPTICAL FACETS THAT ALLOW YOU TO CREATE VARIOUS VERSIONS OF THE LAMP IN A MULTITUDE OF COMBINATIONS WITH INFINITE AND DYNAMIC REFLECTIONS.

IL DESIGN UNICO DELLA LAMPADA JEFFERSON RIMANDA ALLA MUSICA E ALLE IMMAGINI ICONICHE DELLO STILE ANNI '60 IN OPERE D'ARTE PSICHEDELICHE. ATMOSFERE D'EFFETTO, INTERPRETATE ATTRAVERSO IL PREZIOSO CRISTALLO DI BOEMIA CON FORME DALLE DIVERSE SFACETTATURE ELLITTICHE CHE CONSENTONO DI CREARE VARIE VERSIONI DELLA LAMPADA IN UNA MOLTITUDINE DI COMBINAZIONI DAI RIFLESSI INFINITI E DINAMICI.




JEFFERSON
STUDIO
ITALIA
DESIGN






















JEFFERSON • Pendant

MODEL MODELLO	LIGHT SOURCE SORGENTE LUMINOSA	STRUCTURE MONTATURA	DIFFUSER DIFFUSORE	CODE CODICE
JEFFERSON MINI Pendant • Sospensione				
<p>Ø cm 15 5.90"</p> <p>max cm 40.0 137.48</p> <p>cm 17.5 6.88</p>	<p>2700K 1 x 3W 450 lm 350mA CRI 90 MacAdam 3-Step</p> <p>LED</p> <p>LED and DRIVER included</p>	<p>Black Chrome Cromo Nero</p> <p>Metal Metallo</p>	<p>Bohemian Crystal</p> <p>Glass Vetro</p>	168001
<p>CE IP20 ENERGY SAVING DIM TRIAC PG</p> <p>Net Weight: 1.4 Kg Packaging Confezione Gross Weight: 2.1 Kg n. Pack: - Volume m³: ---</p>				
JEFFERSON SMALL Pendant • Sospensione				
<p>Ø cm 15 5.90"</p> <p>max cm 40.0 137.48</p> <p>cm 23.5 9.23</p>	<p>2700K 1 x 3W 450 lm 350mA CRI 90 MacAdam 3-Step</p> <p>LED</p> <p>LED and DRIVER included</p>	<p>Black Chrome Cromo Nero</p> <p>Metal Metallo</p>	<p>Bohemian Crystal</p> <p>Glass Vetro</p>	168002
<p>CE IP20 ENERGY SAVING DIM TRIAC PG</p> <p>Net Weight: 2.10 Kg Packaging Confezione Gross Weight: 3.0 Kg n. Pack: - Volume m³: ---</p>				
JEFFERSON MEDIUM Pendant • Sospensione				
<p>Ø cm 15 5.90"</p> <p>max cm 40.0 137.48</p> <p>cm 29.5 11.61</p>	<p>2700K 1 x 3W 450 lm 350mA CRI 90 MacAdam 3-Step</p> <p>LED</p> <p>LED and DRIVER included</p>	<p>Black Chrome Cromo Nero</p> <p>Metal Metallo</p>	<p>Bohemian Crystal</p> <p>Glass Vetro</p>	168003
<p>CE IP20 ENERGY SAVING DIM TRIAC PG</p> <p>Net Weight: 2.80 Kg Packaging Confezione Gross Weight: 3.6 Kg n. Pack: - Volume m³: ---</p>				
Example of Composition • Esempio di composizione				
<p>1 x 154014</p> <p>1 x 168001</p> <p>1 x 168002</p> <p>1 x 168003</p>				



RANDOM

design: Chia-Ying Lee 2017

RANDOM IS A MAGIC SUSPENSION WHICH CONSISTS OF THREE SPHERICAL BLOWN GLASS DIFFUSERS, WHICH FORM A LIVELY AND SEEMINGLY RANDOMLY ACHIEVED ENTITY. EACH GLASS DIFFUSER IS EQUIPPED WITH AN EMBEDDED LED LIGHT SOURCE, WHICH PROVIDES WARM WHITE LIGHT. THE THREE GLASS SPHERES FORMING THE LIGHT ARE OF DIFFERENT SIZES AND EACH SUSPEND FROM A THIN CABLE. THE DIFFERENT SIZES, THE SUSPENSION'S HEIGHTS AND THE WAY THAT THE SPHERES CLING TO EACH OTHER CONFER RANDOM A LIVELY RANDOM CHARACTER. THE MODULARITY OF THE RANGE ALLOWS YOU TO CREATE AN INFINITE VARIETY OF CLUSTERS.

RANDOM È UNA SOSPENSIONE MAGICA COMPOSTA DA TRE DIFFUSORI IN VETRO SOFIATO SFERICI CHE SEMBRA FLUTTUARE NELL'ARIA IN MODO CASUALE, COME FANNO LE BOLLE DI SAPONE. SOSPESE AD UN CAVO SOTTILE, LE TRE SFERE HANNO DIMENSIONI DIVERSE E CIASCUNA CONTIENE UNA SORGENTE LUMINOSA A LED. CON I QUATTRO COLORI METALLICI IN CUI È DISPONIBILE SI POSSONO CREARE SORPRENDENTI GIOCHI DI LUCE E RIFLESSI APPARENTEMENTE CASUALI, CHE SI FONDONO IN UN DIALOGO EQUILIBRATO TRA COMBINAZIONI CROMATICHE ED INSTALLAZIONI SINGOLE O MULTIPLE.








RANDOM
STUDIO
ITALIA
DESIGN





RANDOM
STUDIO
ITALIA
DESIGN






RANDOM • Pendant

MODEL MODELLO	LIGHT SOURCE SORGENTE LUMINOSA	STRUCTURE MONTATURA	DIFFUSER DIFFUSORE	CODE CODICE	
	<p>LED</p> <p>2700K 3 x 1W 450 lm 350mA CRI 90 MacAdam 3-Step</p> <p>LED and DRIVER included</p>	<p>Chrome Cromo</p>	Crystal Cristallo	164001	
			Chrome Cromo	164002	
			Gold Oro	164003	
			Rose Gold Oro Rosa	164004	
<p>CE</p> <p>IP 20</p> <p>ENERGY SAVING</p> <p>DIM TRIAC</p> <p>PG</p>	Net Weight: Peso netto: 1.0 Kg	Packaging Confezione	Gross Weight: Peso Lordo: 2.54 Kg	n. Pack: n. Colli: 2	Volume m ³ : Volume m ³ : 0.04

Example of Composition • Esempio di composizione



The pendants must be installed with one of the **canopy** options listed on pages 344 • 352
 LED with direct power supply to the AC line voltage (driver not required). Dimmable with phase cut dimmer.
 Le sospensioni devono essere installate sui **rosoni** presenti alle pagine 344 • 352
 LED con alimentazione diretta a tensione di rete (non necessita di driver). Dimmerabile con varialuce a taglio di fase.



NOSTALGIA

design: Dima Loginoff 2015

SIMPLE, ELEGANT, MODERN WITH A RETRO-CHIC TOUCH. NOSTALGIA IS A SUSPENSION LAMP THAT TELLS OF THE ANCIENT GLASS-WORKING TECHNIQUE OF VENETIAN MASTER BLOWERS IN A PRODUCT WITH A CONTEMPORARY DESIGN, MADE USING THE MOST ADVANCED LED TECHNOLOGY. ITS MAIN FEATURE IS GIVEN BY THE VERSATILITY WITH WHICH YOU CAN COMPOSE THE THREE DIFFERENT SINUOUS SHAPES AND THE POSSIBILITY TO PLAY WITH THE FOUR REFINED COLOURS AVAILABLE TO REALIZE INNUMERABLE VARIATIONS OFFERING SURPRISING EFFECTS, WHICH FASCINATE EVEN WHEN THE LAMP IS OFF.

SEMPLICE, ELEGANTE, MODERNA CON UN TOCCO RETRO-CHIC. NOSTALGIA È UNA LAMPADA A SOSPENSIONE CHE RACCONTA L'ANTICA LAVORAZIONE A MANO DEL VETRO DEI MAESTRI SOFFIATORI VENEZIANI IN UN PRODOTTO DAL DESIGN CONTEMPORANEO, REALIZZATO UTILIZZANDO LA PIÙ AVANZATA TECNOLOGIA LED. LA SUA CARATTERISTICA PRINCIPALE È DATA DALLA VERSATILITÀ CON CUI SI POSSONO COMPORRE LE TRE DIVERSE FORME SINUOSE, GIOCANDO CON I QUATTRO RAFFINATI COLORI DISPONIBILI PER REALIZZARE INNUMEREVOLI VARIAZIONI DAGLI EFFETTI SORPRENDENTI, CHE AFFASCINANO ANCHE QUANDO LA LAMPADA È SPENTA.





NOSTALGIA

















NOSTALGIA • Pendant

MODEL MODELLO	LIGHT SOURCE SORGENTE LUMINOSA	STRUCTURE MONTATURA	DIFFUSER DIFFUSORE	CODE CODICE
NOSTALGIA GLASS SMALL Pendant • Sospensione				
	<p>LED</p> <p>2700K 9W 900 lm 210-250V CRI 92 MacAdam 3-Step</p> <p>LED included</p>	<p>Chrome Cromo</p> <p>Metal Metallo</p>	<p>Crystal Cristallo</p> <p>Chrome Cromo</p> <p>Gold Oro</p> <p>Rose Gold Oro Rosa</p> <p>Blown Glass Vetro Soffiato</p>	<p>154001</p> <p>154002</p> <p>154003</p> <p>154004</p>
<p>CE IP40 ENERGY SAVING DIM TRIAC PG</p>		<p>Net Weight: 0.66 Kg Peso netto:</p>	<p>Packaging Confezione</p> <p>Gross Weight: 2.08 Kg Peso Lordo:</p>	<p>n. Pack: 2 n. Colli: 2</p> <p>Volume m³: 0.02 Volume m³:</p>


NOSTALGIA GLASS MEDIUM Pendant • Sospensione				
	<p>LED</p> <p>2700K 9W 900 lm 210-250V CRI 92 MacAdam 3-Step</p> <p>LED included</p>	<p>Chrome Cromo</p> <p>Metal Metallo</p>	<p>Crystal Cristallo</p> <p>Chrome Cromo</p> <p>Gold Oro</p> <p>Rose Gold Oro Rosa</p> <p>Blown Glass Vetro Soffiato</p>	<p>154005</p> <p>154006</p> <p>154007</p> <p>154008</p>
<p>CE IP40 ENERGY SAVING DIM TRIAC PG</p>		<p>Net Weight: 0.75 Kg Peso netto:</p>	<p>Packaging Confezione</p> <p>Gross Weight: 2.33 Kg Peso Lordo:</p>	<p>n. Pack: 2 n. Colli: 2</p> <p>Volume m³: 0.027 Volume m³:</p>

NOSTALGIA GLASS LARGE Pendant • Sospensione				
	<p>LED</p> <p>2700K 9W 900 lm 210-250V CRI 92 MacAdam 3-Step</p> <p>LED included</p>	<p>Chrome Cromo</p> <p>Metal Metallo</p>	<p>Crystal Cristallo</p> <p>Chrome Cromo</p> <p>Gold Oro</p> <p>Rose Gold Oro Rosa</p> <p>Blown Glass Vetro Soffiato</p>	<p>154009</p> <p>154010</p> <p>154011</p> <p>154012</p>
<p>CE IP40 ENERGY SAVING DIM TRIAC PG</p>		<p>Net Weight: 1.02 Kg Peso netto:</p>	<p>Packaging Confezione</p> <p>Gross Weight: 3.42 Kg Peso Lordo:</p>	<p>n. Pack: 2 n. Colli: 2</p> <p>Volume m³: 0.035 Volume m³:</p>

Example of Composition • Esempio di composizione



The pendants must be installed with one of the **canopy** options listed on pages 344 • 352 LED with direct power supply to the AC line voltage (driver not required). Dimmable with phase cut dimmer. Le sospensioni devono essere installate sui **rosone** presenti alle pagine 344 • 352 LED con alimentazione diretta a tensione di rete (non necessita di driver). Dimmerabile con varialuce a taglio di fase.



KELLY CLUSTER

design: Andrea Tosetto 2015

AS AN OFFSHOOT OF THE LARGE KELLY, THIS SMALL SCULPTED PIECE ALLOWS YOU TO CREATE CLUSTERS ABLE TO SATISFY THE MOST DEMANDING DESIGNS BY CREATING FASCINATING COMPOSITIONS FULL OF PERSONALITY. SHOWCASING A UNIQUE LASER PATTERN, THE SHADE HOUSES AN LED MODULE WHICH WHEN ILLUMINATED, CASTS LIGHT THROUGH A GLASS DIFFUSER CREATING DIFFUSED AMBIENT LIGHTING.

NATA DA KELLY, QUESTA PICCOLA PALLINA INTAGLIATA PERMETTE DI CREARE DEI CLUSTER CAPACI DI SODDISFARE QUALSIASI TIPO DI ESIGENZA CREANDO DELLE COMPOSIZIONI AFFASCINANTI E DI GRANDE PERSONALITÀ.







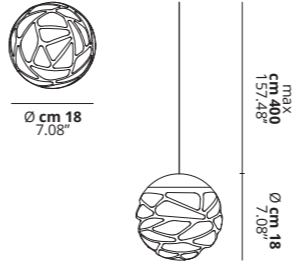
STUDIO
ITALIA DESIGN
LIGHTING MAKERS



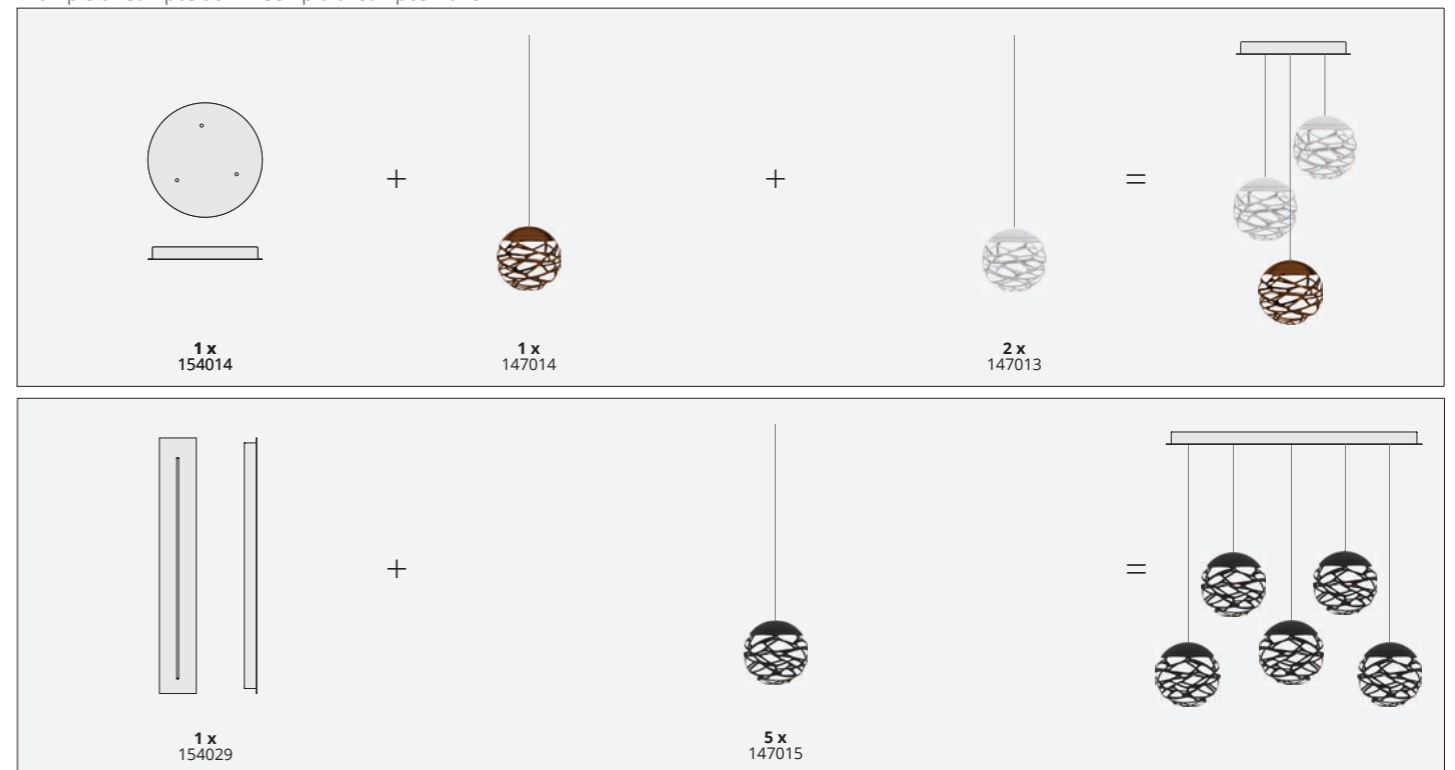





KELLY CLUSTER • Pendant

MODEL MODELLO	LIGHT SOURCE SORGENTE LUMINOSA	STRUCTURE MONTATURA	DIFFUSER DIFFUSORE	CODE CODICE
 <p>Ø cm 18 7.08"</p> <p>cm 157.48 6.20"</p> <p>Ø cm 18 7.08"</p>	<p>LED</p> <p>2700K 9W 900 lm 210-250V CRI 92 MacAdam 3-Step</p>	<p>○ Matte White 9010 Bianco Opaco 9010</p>		147013
		<p>● Matte Black 9005 Nero Opaco 9005</p>	<p>○ Glossy White Bianco Lucido</p>	147015
		<p>● Coppery Bronze Bronzo Ramato</p>		147014
<p>LED included</p>		<p>Metal Metallo</p>	<p>Glass Vetro</p>	
<p>CE IP40 ENERGY SAVING DIM TRIAC PG</p>		<p>Net Weight: 0.8 Kg Peso netto:</p>	<p>Packaging Confezione</p>	<p>Gross Weight: 1.46 Kg Peso Lordo:</p>
			<p>n. Pack: 1 n. Colli:</p>	<p>Volume m³: 0.023 Volume m³:</p>

Example of Composition • Esempio di composizione



The pendants must be installed with one of the **canopy** options listed on pages 344 • 352 LED with direct power supply to the AC line voltage (driver not required). Dimmable with phase cut dimmer. Le sospensioni devono essere installate sui **rosoni** presenti alle pagine 344 • 352 LED con alimentazione diretta a tensione di rete (non necessita di driver). Dimmerabile con varialuce a taglio di fase.




KELLY

design: Andrea Tosetto 2015

SEDUCTIVE BEAUTY WITH CHARACTER THANKS TO A PERFECT LASER CUT OPENINGS THAT CREATES A PLAY OF LIGHT AND SHADOW. THE KELLY DESIGN IS A UNIQUE, LARGE SCALE PENDANT AVAILABLE IN VARIOUS SIZES. THE INNER GLASS DIFFUSER HIDES THE LIGHT SOURCE.

SEDUCENTE BELLEZZA INTRISA DI CARATTERE GRAZIE AI TAGLI A LASER DECISI E PRECISI, I QUALI CREANO GIOCHI DI LUCE ED OMBRE INTRIGANTI E PREZIOSI. CON IL SUO DESIGN SEMPLICE E SENZA TEMPO È GIÀ DIVENTATA UN MUST DI STUDIO ITALIA DESIGN.







KELLY
STUDIO
ITALIA
DESIGN





KELLY

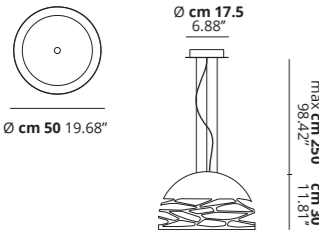












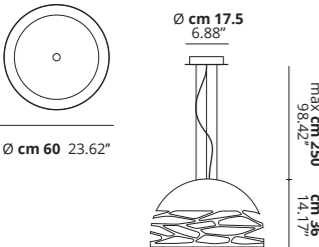








KELLY



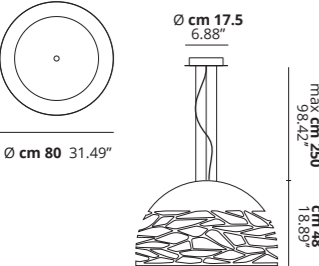








KELLY • Pendant

MODEL MODELLO	LIGHT SOURCE SORGENTE LUMINOSA	STRUCTURE MONTATURA	DIFFUSER DIFFUSORE	CODE CODICE
 <p>Ø cm 50 19.68"</p> <p>Ø cm 17.5 6.88"</p> <p>max cm 250 98.42"</p> <p>cm 30 11.81"</p>	 E27 Classic A60 3 x max 46W eco OR  E27 CFL [compact] 3 x max 23W [L max cm 12] OR  E27 LED 3 x max available [L max cm 12]	 Matte White 9010 Bianco Opaco 9010 OR  Matte Black 9005 Nero Opaco 9005 OR  Coppery Bronze Bronzo Ramato	 Glossy White Bianco Lucido	<p>141002</p> <p>141016</p> <p>141009</p>
	LAMP not included	Metal Metallo	Glass Vetro	
	 <p>Net Weight: 6 Kg Peso netto: 6 Kg</p> <p>Packaging Confezione</p> <p>Gross Weight: 10.04 Kg Peso Lordo: 10.04 Kg</p> <p>n. Pack: 1 n. Colli: 1</p> <p>Volume m³: 0.16 Volume m³: 0.16</p>			

KELLY MEDIUM DOME 60 Pendant • Sospensione

 <p>Ø cm 60 23.62"</p> <p>Ø cm 17.5 6.88"</p> <p>max cm 250 98.42"</p> <p>cm 36 14.17"</p>	 E27 Classic A60 3 x max 46W eco OR  E27 CFL [compact] 3 x max 23W [L max cm 12] OR  E27 LED 3 x max available [L max cm 12]	 Matte White 9010 Bianco Opaco 9010 OR  Matte Black 9005 Nero Opaco 9005 OR  Coppery Bronze Bronzo Ramato	 Glossy White Bianco Lucido	<p>141013</p> <p>141018</p> <p>141014</p>
	LAMP not included	Metal Metallo	Glass Vetro	
	 <p>Net Weight: 7.15 Kg Peso netto: 7.15 Kg</p> <p>Packaging Confezione</p> <p>Gross Weight: 13.08 Kg Peso Lordo: 13.08 Kg</p> <p>n. Pack: 1 n. Colli: 1</p> <p>Volume m³: 0.245 Volume m³: 0.245</p>			

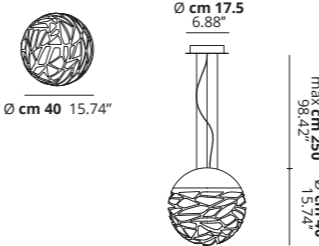







KELLY LARGE DOME 80 Pendant • Sospensione

 <p>Ø cm 80 31.49"</p> <p>Ø cm 17.5 6.88"</p> <p>max cm 250 98.42"</p> <p>cm 48 18.89"</p>	 E27 Classic A60 4x max 46W eco OR  E27 CFL [compact] 4x max 23W [L max cm 12] OR  E27 LED 4x max available [L max cm 12]	 Matte White 9010 Bianco Opaco 9010 OR  Matte Black 9005 Nero Opaco 9005 OR  Coppery Bronze Bronzo Ramato	 Glossy White Bianco Lucido	<p>141001</p> <p>141017</p> <p>141010</p>
	LAMP not included	Metal Metallo	Glass Vetro	
	 <p>Net Weight: 11 Kg Peso netto: 11 Kg</p> <p>Packaging Confezione</p> <p>Gross Weight: 22 Kg Peso Lordo: 22 Kg</p> <p>n. Pack: 1 n. Colli: 1</p> <p>Volume m³: 0.53 Volume m³: 0.53</p>			

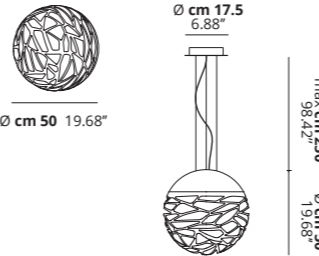







KELLY • Pendant

MODEL MODELLO	LIGHT SOURCE SORGENTE LUMINOSA	STRUCTURE MONTATURA	DIFFUSER DIFFUSORE	CODE CODICE
------------------	-----------------------------------	------------------------	-----------------------	----------------

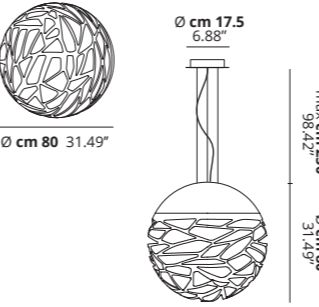







KELLY SMALL SPHERE 40 Pendant • Sospensione

 <p>Ø cm 40 15.74"</p> <p>Ø cm 17.5 6.88"</p> <p>max cm 250 98.42"</p> <p>Ø cm 40 15.74"</p>	 E27 Classic A60 3 x max 46W eco OR  E27 CFL [compact] 3 x max 23W [L max cm 12] OR  E27 LED 3 x max available [L max cm 12]	 Matte White 9010 Bianco Opaco 9010 OR  Coppery Bronze Bronzo Ramato	 Glossy White Bianco Lucido	<p>141003</p> <p>141250</p>
	LAMP not included	Metal Metallo	Glass Vetro	
	 <p>Net Weight: 5.5 Kg Peso netto: 5.5 Kg</p> <p>Packaging Confezione</p> <p>Gross Weight: 8.34 Kg Peso Lordo: 8.34 Kg</p> <p>n. Pack: 2 n. Colli: 2</p> <p>Volume m³: 0.16 Volume m³: 0.16</p>			

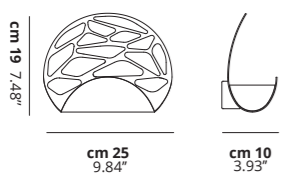
KELLY MEDIUM SPHERE 50 Pendant • Sospensione

 <p>Ø cm 50 19.68"</p> <p>Ø cm 17.5 6.88"</p> <p>max cm 250 98.42"</p> <p>Ø cm 50 19.68"</p>	 E27 Classic A60 3 x max 46W eco OR  E27 CFL [compact] 3 x max 23W [L max cm 12] OR  E27 LED 3 x max available [L max cm 12]	 Matte White 9010 Bianco Opaco 9010 OR  Coppery Bronze Bronzo Ramato	 Glossy White Bianco Lucido	<p>141004</p> <p>141269</p>
	LAMP not included	Metal Metallo	Glass Vetro	
	 <p>Net Weight: 9 Kg Peso netto: 9 Kg</p> <p>Packaging Confezione</p> <p>Gross Weight: 14.86 Kg Peso Lordo: 14.86 Kg</p> <p>n. Pack: 2 n. Colli: 2</p> <p>Volume m³: 0.289 Volume m³: 0.289</p>			

KELLY LARGE SPHERE 80 Pendant • Sospensione


 <p>Ø cm 80 31.49"</p> <p>Ø cm 17.5 6.88"</p> <p>max cm 250 98.42"</p> <p>Ø cm 80 31.49"</p>	 E27 Classic A60 4x max 46W eco OR  E27 CFL [compact] 4x max 23W [L max cm 12] OR  E27 LED 4x max available [L max cm 12]	 Matte White 9010 Bianco Opaco 9010 OR  Coppery Bronze Bronzo Ramato	 Glossy White Bianco Lucido	<p>141005</p> <p>141270</p>
	LAMP not included	Metal Metallo	Glass Vetro	
	 <p>Net Weight: 15 Kg Peso netto: 15 Kg</p> <p>Packaging Confezione</p> <p>Gross Weight: 22.12 Kg Peso Lordo: 22.12 Kg</p> <p>n. Pack: 2 n. Colli: 2</p> <p>Volume m³: 0.672 Volume m³: 0.672</p>			

KELLY • Wall

MODEL MODELLO	LIGHT SOURCE SORGENTE LUMINOSA	STRUCTURE MONTATURA	DIFFUSER DIFFUSORE	CODE CODICE
 <p>cm 19 7.48"</p> <p>cm 25 9.84"</p> <p>cm 10 3.93"</p>	<p>LED</p> <p>2700K 17W 1700 lm 210-250V CRI 92 MacAdam 3-Step</p>	<p>Matte White 9010 Bianco Opaco 9010</p> <p>Coppery Bronze Bronzo Ramato</p> <p>LED included</p> <p>Metal Metallo</p>	<p>NONE NON</p>	<p>141011</p> <p>141012</p>
<p>CE IP30 ENERGY SAVING DIM TRIAC PG</p> <p>Net Weight: 0.8 Kg Packaging Confezione Gross Weight: 1.13 Kg n. Pack: 1 Volume m³: 0.016 Peso netto: Peso Lordo: n. Colli:</p>				



LED with direct power supply to the AC line voltage (driver not required). Dimmable with phase cut dimmer.
 LED con alimentazione diretta a tensione di rete (non necessita di driver). Dimmerabile con varialuce a taglio di fase.



MAGGIO

design: Marta Sansoni 2016

FROM THE HALLMARK OF MARTHA SANSONI WAS BORN MAGGIO – A SYMBOL OF INTENSE AND SEDUCTIVE SPRING EVOCATION WITH MAGICAL AND SUGGESTIVE LIGHT EFFECTS, ACHIEVED BY ITS CARVINGS COMBINED WITH SPREAD (DIFFUSED) AND INDIRECT LIGHT. ITS LASER CUTTED METAL STRUCTURE WITH DECORATIVE PERFORATIONS GIVES LIGHT AND ELEGANT LOOK THANKS ALSO TO ITS SOFT SURFACE, RESEMBLING BRANCHES INTERSECTED WITH EACH OTHER, LIKE SYMBOL OF A SPONTANEOUS AND LUSH VEGETATION, BRINGS ORGANIC AND DETERMINED DESIGN WITHOUT BEING INTRUSIVE IN THE INTERIOR.

LE DECORAZIONI CHE SI INTERSECANO TRA LORO RICORDANO RAMI, EVOCANDO LA PRIMAVERA CON GIOCHI DI LUCE MAGICI E SUGGESTIVI. DONA AGLI INTERNI UN DESIGN ORGANICO DI CARATTERE, MA MAI INVADENTE.



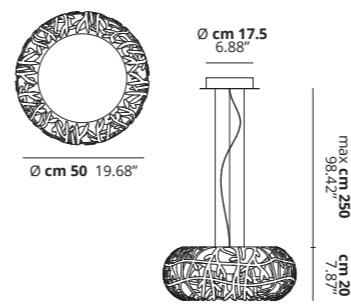


MAGGIO






MAGGIO • Pendant

MODEL MODELLO	LIGHT SOURCE SORGENTE LUMINOSA	STRUCTURE MONTATURA	DIFFUSER DIFFUSORE	CODE CODICE
MAGGIO Pendant • Sospensione				
	<p>LED</p> <p>2700K ▲ 17W 1700 lm ▼ 17W 1700 lm 210-250V CRI 92 MacAdam 3-Step</p>	<p>Matte White 9010 Bianco Opaco 9010</p> <p>Matte White Bianco Satinato</p> <p>Coppery Bronze Bronzo Ramato</p>	<p>Polycarbonate Policarbonato</p>	<p>162001</p> <p>162002</p>
<p>LED included</p>		<p>Metal Metallo</p>	<p>Net Weight: Peso netto: 6 Kg</p>	<p>Packaging Confezione</p> <p>Gross Weight: Peso Lordo: 8.27 Kg</p> <p>n. Pack: n. Colli: 1</p> <p>Volume m³: Volume m³: 0.09</p>
<p>CE IP20 ENERGY SAVING DIM TRIAC PG</p>				

MAGGIO - LED with direct power supply to the AC line voltage (driver not required). Dimmable with phase cut dimmer.
MAGGIO - LED con alimentazione diretta a tensione di rete (non necessita di driver). Dimmerabile con varialuce a taglio di fase.



PUZZLE MEGA

design: Studio Italia Design 2019


THE PUZZLE MEGA LAMP, LIGHT THAT TAKES SHAPE, AND CUSTOMIZES SPACES. LARGE GEOMETRIC FIGURES IN ESSENTIAL SHAPES THAT BLEND IN WITH THE INTERIOR ARCHITECTURE WHEN THEY ARE EXTINGUISHED, ONLY TO REVEAL UNEXPECTED PICTORIAL HARMONIES OF LIGHTS AND SHADOWS ONCE LIT. THREE SHAPES ARE AVAILABLE IN DIFFERENT SIZES AND OFFERED IN TWO FINISHES THAT CAN BE INSTALLED ALONE TO CREATE A SOPHISTICATED SINGLE ILLUMINATION, OR COMBINED TOGETHER (UP TO 36 LAMPS) TO CREATE UNIQUE AND SURPRISING COMPOSITION.

CON LE LAMPADRE PUZZLE MEGA LA LUCE PRENDE FORMA CARATTERIZZANDO GLI SPAZI. GRANDI FIGURE GEOMETRICHE DALLE FORME ESSENZIALI QUASI SI FONDONO CON L'ARCHITETTURA INTERNA QUANDO SONO SPENTE, PER RIVELARE INASPETTATE ARMONIE PITTORICHE DI LUCI E OMBRE UNA VOLTA ACCESE. TRE FORME DISPONIBILI IN DIVERSE DIMENSIONI E IN DUE FINITURE POSSONO ESSERE INSTALLATE DA SOLE PER CREARE UN PUNTO LUCE SOFISTICATO, OPPURE COMBinate ASSIEME FINO A 36 LAMPADRE PER DAR VITA A COMPOSIZIONI UNICHE E SORPRENDENTI.






PUZZLE
MEGA
STUDIO
ITALIA
DESIGN











PUZZLE MEGA • Wall & Ceiling

MODEL MODELLO	LIGHT SOURCE SORGENTE LUMINOSA	STRUCTURE MONTATURA	DIFFUSER DIFFUSORE	CODE CODICE		
	2700K 3x17W 5100 lm 210-250V CRI 92 MacAdam 3-Step LED	Matte White 9016 Bianco Opaco 9016	Renoir by Infinity™ Fine Porcelain Stoneware Gres Porcellanato	167001		
	OR 3000K 3x17W 5400 lm 210-250V CRI 92 MacAdam 3-Step LED			167002		
		Net Weight: Peso netto: 5.70 Kg	Packaging Confezione	Gross Weight: Peso Lordo: --- Kg	n. Pack: n. Colli: -	Volume m³: Volume m³: ---

PUZZLE MEGA ROUND LARGE Wall & Ceiling • Parete & Plafoniera

	2700K 4x17W 6800 lm 210-250V CRI 92 MacAdam 3-Step LED	Matte White 9016 Bianco Opaco 9016	Renoir by Infinity™ Fine Porcelain Stoneware Gres Porcellanato	167003		
	OR 3000K 4x17W 7200 lm 210-250V CRI 92 MacAdam 3-Step LED			167004		
		Net Weight: Peso netto: 10.2 Kg	Packaging Confezione	Gross Weight: Peso Lordo: --- Kg	n. Pack: n. Colli: -	Volume m³: Volume m³: ---

PUZZLE MEGA SQUARE SMALL Wall & Ceiling • Parete & Plafoniera

	2700K 3x17W 5100 lm 210-250V CRI 92 MacAdam 3-Step LED	Matte White 9016 Bianco Opaco 9016	Renoir by Infinity™ Fine Porcelain Stoneware Gres Porcellanato	167005		
	OR 3000K 3x17W 5400 lm 210-250V CRI 92 MacAdam 3-Step LED			167006		
		Net Weight: Peso netto: 6.5 Kg	Packaging Confezione	Gross Weight: Peso Lordo: --- Kg	n. Pack: n. Colli: -	Volume m³: Volume m³: ---

PUZZLE MEGA SQUARE LARGE Wall & Ceiling • Parete & Plafoniera

	2700K 4x17W 6800 lm 210-250V CRI 92 MacAdam 3-Step LED	Matte White 9016 Bianco Opaco 9016	Renoir by Infinity™ Fine Porcelain Stoneware Gres Porcellanato	167007		
	OR 3000K 4x17W 7200 lm 210-250V CRI 92 MacAdam 3-Step LED			167008		
		Net Weight: Peso netto: 12.2 Kg	Packaging Confezione	Gross Weight: Peso Lordo: --- Kg	n. Pack: n. Colli: -	Volume m³: Volume m³: ---

You can connect up to 4 Puzzle Mega to each fixture directly connected to the power supply. You can also connect up to 3 additional fixtures to each of those for a maximum total of 36 fixtures on a single power outlet.
 Ad ogni Puzzle Mega connessa al punto di alimentazione elettrica possono esserne collegate altre 4. Ad ognuna di queste possono esserne collegate fino ad altre 3 e così via. Le lampade totali collegabili su un singolo punto di alimentazione sono 36.

PUZZLE MEGA • Wall & Ceiling

MODEL MODELLO	LIGHT SOURCE SORGENTE LUMINOSA	STRUCTURE MONTATURA	DIFFUSER DIFFUSORE	CODE CODICE		
	2700K 4x17W 6800 lm 210-250V CRI 92 MacAdam 3-Step LED	Matte White 9016 Bianco Opaco 9016	Renoir by Infinity™ Fine Porcelain Stoneware Gres Porcellanato	167009		
	OR 3000K 4x17W 7200 lm 210-250V CRI 92 MacAdam 3-Step LED			167010		
		Net Weight: Peso netto: 7.1 Kg	Packaging Confezione	Gross Weight: Peso Lordo: --- Kg	n. Pack: n. Colli: -	Volume m³: Volume m³: ---

PUZZLE MEGA ROUND SMALL Wall & Ceiling • Parete & Plafoniera

	2700K 3x17W 5100 lm 210-250V CRI 92 MacAdam 3-Step LED	Matte White 9016 Bianco Opaco 9016	Matte White 9016 Bianco Opaco 9016 MDF	167011		
	OR 3000K 3x17W 5400 lm 210-250V CRI 92 MacAdam 3-Step LED			167012		
		Net Weight: Peso netto: 4.20 Kg	Packaging Confezione	Gross Weight: Peso Lordo: --- Kg	n. Pack: n. Colli: -	Volume m³: Volume m³: ---

PUZZLE MEGA ROUND LARGE Wall & Ceiling • Parete & Plafoniera

	2700K 4x17W 6800 lm 210-250V CRI 92 MacAdam 3-Step LED	Matte White 9016 Bianco Opaco 9016	Matte White 9016 Bianco Opaco 9016 MDF	167013		
	OR 3000K 4x17W 7200 lm 210-250V CRI 92 MacAdam 3-Step LED			167014		
		Net Weight: Peso netto: 6.50 Kg	Packaging Confezione	Gross Weight: Peso Lordo: --- Kg	n. Pack: n. Colli: -	Volume m³: Volume m³: ---

PUZZLE MEGA SQUARE SMALL Wall & Ceiling • Parete & Plafoniera

	2700K 3x17W 5100 lm 210-250V CRI 92 MacAdam 3-Step LED	Matte White 9016 Bianco Opaco 9016	Matte White 9016 Bianco Opaco 9016 MDF	167015		
	OR 3000K 3x17W 5400 lm 210-250V CRI 92 MacAdam 3-Step LED			167016		
		Net Weight: Peso netto: 4.6 Kg	Packaging Confezione	Gross Weight: Peso Lordo: --- Kg	n. Pack: n. Colli: -	Volume m³: Volume m³: ---

You can connect up to 4 Puzzle Mega to each fixture directly connected to the power supply. You can also connect up to 3 additional fixtures to each of those for a maximum total of 36 fixtures on a single power outlet.
 Ad ogni Puzzle Mega connessa al punto di alimentazione elettrica possono esserne collegate altre 4. Ad ognuna di queste possono esserne collegate fino ad altre 3 e così via. Le lampade totali collegabili su un singolo punto di alimentazione sono 36.

PUZZLE MEGA • Wall & Ceiling

MODEL MODELLO	LIGHT SOURCE SORGENTE LUMINOSA	STRUCTURE MONTATURA	DIFFUSER DIFFUSORE	CODE CODICE	
	2700K 4x17W 6800 lm 210-250V CRI 92 MacAdam 3-Step LED	Matte White 9016 Bianco Opaco 9016	Matte White 9016 Bianco Opaco 9016	167017	
	OR 3000K 4x17W 7200 lm 210-250V CRI 92 MacAdam 3-Step LED			167018	
Net Weight: 7.40 Kg Peso netto: 7.40 Kg		Packaging Confezione	Gross Weight: --- Kg Peso Lordo: --- Kg	n. Pack: - n. Colli: -	Volume m³: --- Volume m³: ---

PUZZLE MEGA RECTANGULAR Wall & Ceiling • Parete & Plafoniera

	2700K 4x17W 6800 lm 210-250V CRI 92 MacAdam 3-Step LED	Matte White 9016 Bianco Opaco 9016	Matte White 9016 Bianco Opaco 9016	167019	
	OR 3000K 4x17W 7200 lm 210-250V CRI 92 MacAdam 3-Step LED			167020	
Net Weight: 4.70 Kg Peso netto: 4.70 Kg		Packaging Confezione	Gross Weight: --- Kg Peso Lordo: --- Kg	n. Pack: - n. Colli: -	Volume m³: --- Volume m³: ---

PUZZLE MEGA EXTENSION Wall & Ceiling • Parete & Plafoniera

	Extension	Matte White 9016 Bianco Opaco 9016	NONE NO	167099	
	Estensione				
Net Weight: 0.86 Kg Peso netto: 0.86 Kg		Packaging Confezione	Gross Weight: --- Kg Peso Lordo: --- Kg	n. Pack: - n. Colli: -	Volume m³: --- Volume m³: ---

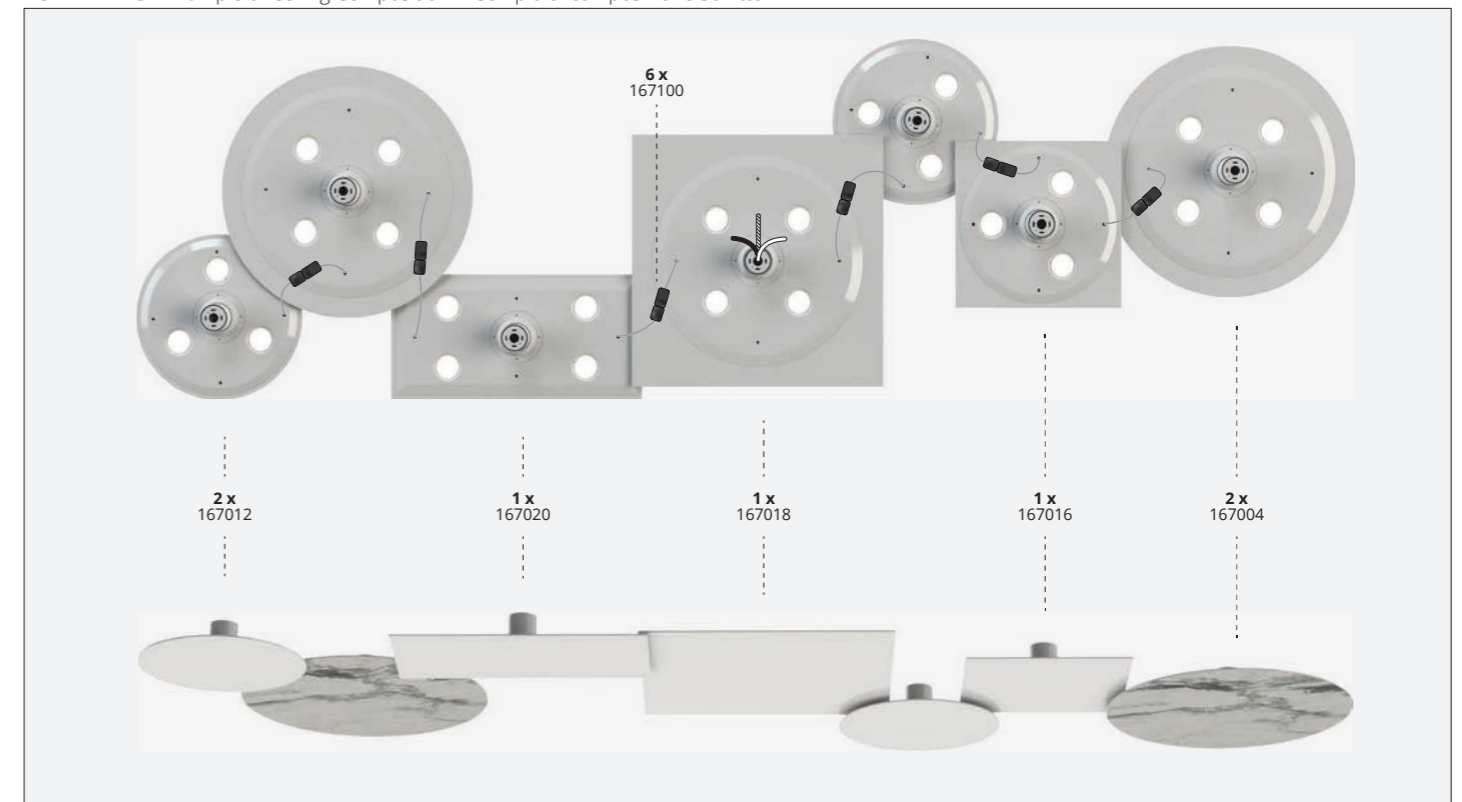
PUZZLE MEGA ACCESSORY CONNECTION Wall & Ceiling • Parete & Plafoniera

	Connection	NONE NO	NONE NO	167100	
	Collegamento				
Net Weight: 0.10 Kg Peso netto: 0.10 Kg		Packaging Confezione	Gross Weight: --- Kg Peso Lordo: --- Kg	n. Pack: - n. Colli: -	Volume m³: --- Volume m³: ---

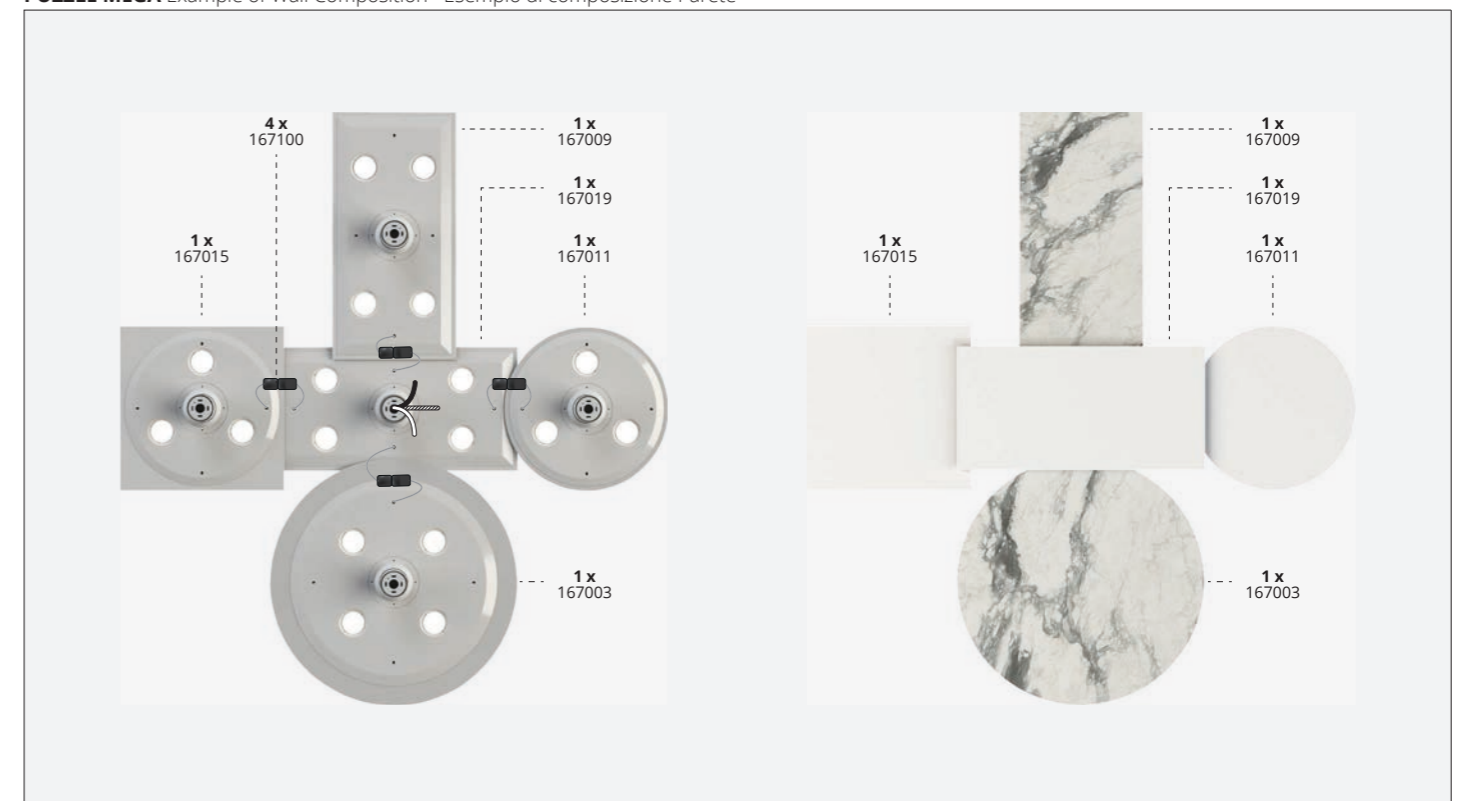
You can connect up to 4 Puzzle Mega to each fixture directly connected to the power supply. You can also connect up to 3 additional fixtures to each of those for a maximum total of 36 fixtures on a single power outlet.
 Ad ogni Puzzle Mega connessa al punto di alimentazione elettrica possono esserne collegate altre 4. Ad ognuna di queste possono esserne collegate fino ad altre 3 e così via. Le lampade totali collegabili su un singolo punto di alimentazione sono 36.

PUZZLE MEGA • Wall & Ceiling



PUZZLE MEGA Example of Ceiling Composition • Esempio di composizione Soffitto



PUZZLE MEGA Example of Wall Composition • Esempio di composizione Parete



You can connect up to 4 Puzzle Mega to each fixture directly connected to the power supply. You can also connect up to 3 additional fixtures to each of those for a maximum total of 36 fixtures on a single power outlet.
 Ad ogni Puzzle Mega connessa al punto di alimentazione elettrica possono esserne collegate altre 4. Ad ognuna di queste possono esserne collegate fino ad altre 3 e così via. Le lampade totali collegabili su un singolo punto di alimentazione sono 36.



PUZZLE

design: Studio Italia Design 2014

THIS ELEGANT WALL AND CEILING LIGHT IS MADE OF METAL. THE LIGHT-FIXTURE IS COMPOSED OF SQUARE AND RECTILINEAR METALLIC PLATES AND PRODUCES A MINIMALIST MODERN ACCENT LIGHTING WHICH DISAPPEARS WHEN INSTALLED ON THE CEILING AND/OR WALL AND GIVES SPACE TO A LIGHT THAT, WITH ITS PLAYS AND WHIMS GIVES SHAPE TO AN ENCHANTING LIGHTING EFFECTS.

LAMPADE CHE SCOMPAIONO NEI NOSTRI SOFFITTI E NELLE NOSTRE PARETI LASCIANDO SPAZIO ALLA LUCE CON I SUOI GIOCHI E I SUOI CAPRICCI DANDO FORMA A SUGGESTIVI GIOCHI DI LUCE.







PUZZLE





PUZZLE • Wall & Ceiling



MODEL
MODELLO

LIGHT SOURCE
SORGENTE LUMINOSA

STRUCTURE
MONTATURA

DIFFUSER
DIFFUSORE

CODE
CODICE

PUZZLE SINGLE SQUARE Wall & Ceiling • Parete & Plafoniera

	<p>2700K 17W 1700 lm 210-250V CRI 92 MacAdam 3-Step</p> <p>LED</p>	<p>Matte White 9016 Bianco Opaco 9016</p>	<p>NONE NO</p>	<p>146008</p>			
	<p>OR</p> <p>3000K 17W 1800 lm 210-250V CRI 92 MacAdam 3-Step</p> <p>LED</p>				<p>146004</p>		
<p>LED included</p>		<p>Metal Metallo</p>	<p>Net Weight: Peso netto: 1.16 Kg</p>	<p>Packaging Confezione</p>	<p>Gross Weight: Peso Lordo: 1.67 Kg</p>	<p>n. Pack: n. Colli: 1</p>	<p>Volume m³: Volume m³: 0.013</p>
<p>CE IP20 ENERGY SAVING DIM TRIAC PG</p>							

PUZZLE DOUBLE SQUARE Wall & Ceiling • Parete & Plafoniera

	<p>2700K 2 x 17W 3400 lm 210-250V CRI 92 MacAdam 3-Step</p> <p>LED</p>	<p>Matte White 9016 Bianco Opaco 9016</p>	<p>NONE NO</p>	<p>146007</p>			
	<p>OR</p> <p>3000K 2 x 17W 3600 lm 210-250V CRI 92 MacAdam 3-Step</p> <p>LED</p>				<p>146003</p>		
<p>LED included</p>		<p>Metal Metallo</p>	<p>Net Weight: Peso netto: 2 Kg</p>	<p>Packaging Confezione</p>	<p>Gross Weight: Peso Lordo: 2.68 Kg</p>	<p>n. Pack: n. Colli: 1</p>	<p>Volume m³: Volume m³: 0.015</p>
<p>CE IP20 ENERGY SAVING DIM TRIAC PG</p>							

PUZZLE SQUARE & RECTANGLE Wall & Ceiling • Parete & Plafoniera

	<p>2700K 2 x 17W 3400 lm 210-250V CRI 92 MacAdam 3-Step</p> <p>LED</p>	<p>Matte White 9016 Bianco Opaco 9016</p>	<p>NONE NO</p>	<p>146006</p>			
	<p>OR</p> <p>3000K 2 x 17W 3600 lm 210-250V CRI 92 MacAdam 3-Step</p> <p>LED</p>				<p>146002</p>		
<p>LED included</p>		<p>Metal Metallo</p>	<p>Net Weight: Peso netto: 2.91 Kg</p>	<p>Packaging Confezione</p>	<p>Gross Weight: Peso Lordo: 3.71 Kg</p>	<p>n. Pack: n. Colli: 1</p>	<p>Volume m³: Volume m³: 0.021</p>
<p>CE IP20 ENERGY SAVING DIM TRIAC PG</p>							

PUZZLE DOUBLE RECTANGLE Wall & Ceiling • Parete & Plafoniera


	<p>2700K 2 x 17W 3400 lm 210-250V CRI 92 MacAdam 3-Step</p> <p>LED</p>	<p>Matte White 9016 Bianco Opaco 9016</p>	<p>NONE NO</p>	<p>146005</p>			
	<p>OR</p> <p>3000K 2 x 17W 3600 lm 210-250V CRI 92 MacAdam 3-Step</p> <p>LED</p>				<p>146001</p>		
<p>LED included</p>		<p>Metal Metallo</p>	<p>Net Weight: Peso netto: 3.69 Kg</p>	<p>Packaging Confezione</p>	<p>Gross Weight: Peso Lordo: 4.61 Kg</p>	<p>n. Pack: n. Colli: 1</p>	<p>Volume m³: Volume m³: 0.028</p>
<p>CE IP20 ENERGY SAVING DIM TRIAC PG</p>							

LED with direct power supply to the AC line voltage (driver not required). Dimmable with phase cut dimmer.

PUZZLE - Available optional Backplate Puzzle - See Page 353

LED con alimentazione diretta a tensione di rete (non necessita di driver). Dimmerabile con varialuce a taglio di fase.

PUZZLE - Disponibile piastra a muro opzionale Backplate Puzzle - Vedi Pagina 353



PUZZLE TWIST

design: Studio Italia Design 2014

AS THE NAME SUGGESTS, PUZZLE TWIST LED CEILING LIGHT ALLOWS YOU TO TWIST AND ALTER THE LIGHT WITH TWO ADJUSTABLE REFLECTORS. SUSPENDED JUST BELOW THE CEILING, THE LED LIGHT SOURCES ARE HIDDEN WITHIN THE FIXTURE, SENDING BRIGHT LIGHT ABOVE THE FIXTURE. THE TWO METAL REFLECTORS BREAK AWAY FROM THE CENTRAL SQUARE, SWIVELING WITH 40 DEGREES OF MOVEMENT, CREATING A UNIQUE LIGHT SOLUTION OF SHADOW PLAY AND GEOMETRIC SILHOUETTES.

DESIGN TECNICO, ESSENZIALE E RICERCATO DONA ALL'ILLUMINAZIONE LA PARTE DA PROTAGONISTA FORMANDO SUGGESTIVI E MAGICI GIOCHI DI LUCE.





PUZZLE TWIST STUDIO ITALIA DESIGN




THE
LIGHTING
MAKERS

PUZZLE TWIST • Wall & Ceiling

MODEL MODELLO	LIGHT SOURCE SORGENTE LUMINOSA	STRUCTURE MONTATURA	DIFFUSER DIFFUSORE	CODE CODICE
PUZZLE TWIST Wall • Parete				
	LED 2700K 17W 1700 lm 210-250V CRI 92 MacAdam 3-Step	Matte White 9016 Bianco Opaco 9016	NONE NO	146009
	LED 3000K 17W 1800 lm 210-250V CRI 92 MacAdam 3-Step			LED included Metal Metallo
CE IP20 ENERGY SAVING DIM TRIAC PG Net Weight: 0.88 Kg Packaging Confezione Gross Weight: 1.39 Kg n. Pack: 1 Volume m³: 0.013 Peso netto: Peso Lordo: n. Colli: Volume m³:				
PUZZLE TWIST Ceiling • Plafoniera				
	LED 2700K 2 x 17W 3400 lm 210-250V CRI 92 MacAdam 3-Step	Matte White 9016 Bianco Opaco 9016	NONE NO	146011
	LED 3000K 2 x 17W 3600 lm 210-250V CRI 92 MacAdam 3-Step			LED included Metal Metallo
CE IP20 ENERGY SAVING DIM TRIAC PG Net Weight: 2.47 Kg Packaging Confezione Gross Weight: 3.28 Kg n. Pack: 1 Volume m³: 0.031 Peso netto: Peso Lordo: n. Colli: Volume m³:				

LED with direct power supply to the AC line voltage (driver not required). Dimmable with phase cut dimmer.
PUZZLE TWIST - Available optional Backplate Puzzle - See Page 353
 LED con alimentazione diretta a tensione di rete (non necessita di driver). Dimmerabile con varialuce a taglio di fase.
PUZZLE TWIST - Disponibile piastra a muro opzionale Backplate Puzzle - Vedi Pagina 353



PUZZLE ROUND

design: Studio Italia Design 2016

THIS SINGLE AND DOUBLE PUZZLE ROUND WALL AND CEILING FIXTURE IS ENHANCED BY THE CHANCE TO PLAY WITH THE DISKS OF THE PUZZLE WITH FLEXIBLE JOINTS THAT CAN BE ADJUSTED IN VARIOUS WAYS TO CREATE A WONDERFUL LIGHTING EFFECTS FOR TURNING 355 DEGREES AND TILT UP TO 85 DEGREES. THE LED LIGHT SOURCE IS CONCEALED BEHIND THE ROUND REFLECTOR AND CASTS LIGHT AGAINST THE WALL.

PER CHI PREDILIGE LE FORME MORBIDE ABBIAMO RICREATO LA NOSTRA PUZZLE SENZA SPIGOLI, ESALTANDOLA CON LA POSSIBILITÀ DI GIOCARE CON GLI EFFETTI LUMINOSI.












PUZZLE ROUND • Wall & Ceiling

MODEL MODELLO	LIGHT SOURCE SORGENTE LUMINOSA	STRUCTURE MONTATURA	DIFFUSER DIFFUSORE	CODE CODICE	
PUZZLE SINGLE ROUND Wall & Ceiling • Parete & Plafoniera					
	2700K 17W 1700 lm 210-250V CRI 92 MacAdam 3-Step LED	Matte White 9016 Bianco Opaco 9016 Coppery Bronze Bronzo Ramato	NONE NO	159001	
	OR 3000K 17W 1800 lm 210-250V CRI 92 MacAdam 3-Step LED			159007 159002 159005	
Net Weight: 0.6 Kg Peso netto:		Packaging Confezione	Gross Weight: 0.92 Kg Peso Lordo:	n. Pack: 1 n. Colli:	Volume m³: 0.013 Volume m³:
PUZZLE DOUBLE ROUND Wall & Ceiling • Parete & Plafoniera					
	2700K 2 x 17W 3400 lm 210-250V CRI 92 MacAdam 3-Step LED	Matte White 9016 Bianco Opaco 9016 Coppery Bronze Bronzo Ramato	NONE NO	159003	
	OR 3000K 2 x 17W 3600 lm 210-250V CRI 92 MacAdam 3-Step LED			159008 159004 159006	
Net Weight: 1.1 Kg Peso netto:		Packaging Confezione	Gross Weight: 1.54 Kg Peso Lordo:	n. Pack: 1 n. Colli:	Volume m³: 0.023 Volume m³:





LASER CUBE

design: Studio Italia Design 2004/2015

POWERFUL BEAMS OF LIGHT POUR FROM THIS ELEGANT AND METALLIC WALL SCONCE. A SIMPLE METAL BOX IS LEFT OPEN-ENDED, WITH AN INTERIOR DESIGNED TO PUSH LIGHT STRICTLY AGAINST THE WALL FOR IDEAL INDIRECT LIGHT AVAILABLE AS A PERFECT CUBE OR AN ELONGATED RECTANGLE, THIS ARCHITECTURAL CONSTRUCTION SEEMS SIMPLE BUT IS QUITE TECHNOLOGICALLY SAVVY WITH POWERFUL INTEGRAL LED TECHNOLOGY EMBEDDED AT ITS CORE.

STRUTTURA IN METALLO ELEGANTE E RAFFINATA CHE RIPRODUCE ESATTAMENTE LE FATTEZZE DI UN CUBO AL CUI INTERNO LA SUA ANIMA LED PERMETTE DI SPRIGIONARE FASCI DI LUCE INDIRECTA ORIENTATA SIA VERSO L'ALTO CHE VERSO IL BASSO CREANDO MAGNIFICI EFFETTI LUMINOSI CHE AFFASCINANO E VALORIZZANO L'AMBIENTE.






LASER • Wall

MODEL MODELLO	LIGHT SOURCE SORGENTE LUMINOSA	STRUCTURE MONTATURA	DIFFUSER DIFFUSORE	CODE CODICE	
LASER 10x6 Wall • Parete					
	2700K 9W 900 lm 210-250V CRI 92 MacAdam 3-Step LED	<input type="radio"/> Matte White 9010 Bianco Opaco 9010 <input type="radio"/> Matte Black 9005 Nero Opaco 9005 <input type="radio"/> Coppery Bronze Bronzo Ramato	NONE NON	036027	
	OR 3000K 9W 950 lm 210-250V CRI 92 MacAdam 3-Step LED	<input type="radio"/> Matte White 9010 Bianco Opaco 9010 <input type="radio"/> Matte Black 9005 Nero Opaco 9005 <input type="radio"/> Coppery Bronze Bronzo Ramato		036032 036028 036023 036031 036024	
LED included Metal Metallo		Net Weight: 0.5 Kg Peso netto:	Packaging Confezione Gross Weight: 0.67 Kg Peso Lordo:	n. Pack: 1 n. Colli:	Volume m³: 0.005 Volume m³:

LASER 10x10 Wall • Parete					
	2700K 17W 1700 lm 210-250V CRI 92 MacAdam 3-Step LED	<input type="radio"/> Matte White 9010 Bianco Opaco 9010 <input type="radio"/> Matte Black 9005 Nero Opaco 9005 <input type="radio"/> Coppery Bronze Bronzo Ramato	NONE NON	036029	
	OR 3000K 17W 1800 lm 210-250V CRI 92 MacAdam 3-Step LED	<input type="radio"/> Matte White 9010 Bianco Opaco 9010 <input type="radio"/> Matte Black 9005 Nero Opaco 9005 <input type="radio"/> Coppery Bronze Bronzo Ramato		036034 036030 036025 036033 036026	
LED included Metal Metallo		Net Weight: 0.6 Kg Peso netto:	Packaging Confezione Gross Weight: 0.76 Kg Peso Lordo:	n. Pack: 1 n. Colli:	Volume m³: 0.005 Volume m³:

LED with direct power supply to the AC line voltage (driver not required). Dimmable with phase cut dimmer.
 LED con alimentazione diretta a tensione di rete (non necessita di driver). Dimmerabile con variatore a taglio di fase.



THOR

design: Andrea Tosetto 2015

NAMED AFTER THE MYTHICAL GOD, THE THOR WALL/CEILING LIGHT IS A BOLD LIGHTING FIXTURE THAT CREATES CUSTOMIZABLE LIGHTING EFFECTS THAT ARE SIMILAR TO THE DIFFERENT STAGES OF THE MOON. THE FLAT, ROUND SHADE IS MADE FROM METAL AND ATTACHES TO A GLASS CYLINDRICAL MOUNT. THE SHADE CAN BE MOVED UP AND DOWN THE CYLINDRICAL MOUNT ALLOWING FOR THE INCREASE OR DECREASE OF LIGHT OUTPUT FROM THE LED LIGHT SOURCE. DEPENDING ON THE POSITION OF THE REFLECTOR, DIVERSE LIGHT EFFECTS ARE CREATED.

IL PIACERE DI GOVERNARE LA LUCE PROPRIO COME UN DIO MITOLOGICO, PASSANDO DA UN'ECLISSI AD UNA LUNA PIENA. AGENDO SULLA STRUTTURA STESSA SI POSSONO RICREARE CENTINAIA DI SITUAZIONI LUMINOSE DIFFERENTI.





THE
LIGHTING
MAKERS


THOR
STUDIO
ITALIA
DESIGN





THOR • Wall & Ceiling

MODEL MODELLO	LIGHT SOURCE SORGENTE LUMINOSA	STRUCTURE MONTATURA	DIFFUSER DIFFUSORE	CODE CODICE
THOR SMALL Wall & Ceiling • Parete & Plafoniera				
	3000K 17W 1800 lm LED 210-250V CRI 92 MacAdam 3-Step	<input type="radio"/> Matte White 9010 Bianco Opaco 9010	<input type="radio"/> Glossy White Bianco Lucido	152002
CE		LED included Metal Metallo	Polycarbonate Policarbonato	Net Weight: Peso netto: 1.45 Kg Packaging Confezione Gross Weight: Peso Lordo: 1.99 Kg n. Pack: n. Colli: 1 Volume m³: Volume m³: 0.026
THOR MEDIUM Wall & Ceiling • Parete & Plafoniera				
	3000K 2 x 17W 3600 lm LED 210-250V CRI 92 MacAdam 3-Step	<input type="radio"/> Matte White 9010 Bianco Opaco 9010	<input type="radio"/> Glossy White Bianco Lucido	152001
CE		LED included Metal Metallo	Polycarbonate Policarbonato	Net Weight: Peso netto: 3.7 Kg Packaging Confezione Gross Weight: Peso Lordo: 5.55 Kg n. Pack: n. Colli: 1 Volume m³: Volume m³: 0.115



MAKE-UP

design: Studio Italia Design 2015

THE MAKE-UP WALL/CEILING FIXTURE WAS DESIGNED TO “MAKE UP” WALLS OR CEILINGS IN AN VERSATILE WAY TO CREATE COMPOSITIONS THAT ARE EASILY ADAPTED TO THEIR OWN SPACES. ONE CAN DESIGN ALMOST ENDLESS COMPOSITIONS THANKS TO THE ASSEMBLY MADE IN SUCH A WAY AS TO ALLOW UP TO 50 LIGHTS CONNECTED TO ONE ANOTHER WITHOUT VISIBLE CORDS TO A SINGLE J-BOX. EACH LED LIGHT IS COMPOSED OF A METAL WHITE STRUCTURE AND THE DIFFUSER ALLOWS A UNIFORM REFINED LIGHT.

INSPIRATE AL MONDO DEL MAKE-UP DELL'ALTA MODA QUESTE LAMPADE componibili e modulari in vetro soffiato che racchiudono un cuore a LED trasportano la luce creando infinite composizioni.



MAKE-UP
STUDIO
ITALIA
DESIGN






MAKEUP • Wall & Ceiling

MODEL MODELLO	LIGHT SOURCE SORGENTE LUMINOSA	STRUCTURE MONTATURA	DIFFUSER DIFFUSORE	CODE CODICE		
MAKEUP SMALL Wall & Ceiling • Parete & Plafoniera						
	<p>LED</p> <p>3000K 9W 950 lm 210-250V CRI 92 MacAdam 3-Step</p>	<p>Matte White 9016 Bianco Opaco 9016</p>	<p>Glossy White Bianco Lucido</p>	150003		
LED included		Metal Metallo	Blown Glass Vetro Soffiato			
		Net Weight: Peso netto: 1.3 Kg	Packaging Confezione	Gross Weight: Peso Lordo: 1.89 Kg	n. Pack: n. Colli: 1	Volume m ³ : Volume m ³ : 0.026
MAKEUP MEDIUM Wall & Ceiling • Parete & Plafoniera						
	<p>LED</p> <p>3000K 17W 1800 lm 210-250V CRI 92 MacAdam 3-Step</p>	<p>Matte White 9016 Bianco Opaco 9016</p>	<p>Glossy White Bianco Lucido</p>	150002		
LED included		Metal Metallo	Blown Glass Vetro Soffiato			
		Net Weight: Peso netto: 2.32 Kg	Packaging Confezione	Gross Weight: Peso Lordo: 2.89 Kg	n. Pack: n. Colli: 1	Volume m ³ : Volume m ³ : 0.026
MAKEUP LARGE Wall & Ceiling • Parete & Plafoniera						
	<p>LED</p> <p>3000K 17W 1800 lm 210-250V CRI 92 MacAdam 3-Step</p>	<p>Matte White 9016 Bianco Opaco 9016</p>	<p>Glossy White Bianco Lucido</p>	150001		
LED included		Metal Metallo	Blown Glass Vetro Soffiato			
		Net Weight: Peso netto: 3.88 Kg	Packaging Confezione	Gross Weight: Peso Lordo: 5.04 Kg	n. Pack: n. Colli: 1	Volume m ³ : Volume m ³ : 0.057

LED with direct power supply to the AC line voltage (driver not required). Dimmable with phase cut dimmer.
Lamps can be daisy chained up to a maximum of 50 devices for each point of power supply.
LED con alimentazione diretta a tensione di rete (non necessita di driver). Dimmerabile con varialuce a taglio di fase.
Le lampade sono collegabili tra di loro fino ad un massimo di 50 apparecchi per ogni singolo punto di alimentazione elettrica.



BLOW

design: Pio e Tito Toso 2005

TABLE OR FLOOR LUMINAIRE FOR DIRECT ILLUMINATION. THIS MAGICAL AND ETHEREAL “BLOW” SOAP BUBBLE ALLOWS THE LIGHT TO “BREATH” THROUGH A BLOWN GLASS DIFFUSER CREATING WONDERFUL EFFECTS. . FRAME IN CHROMED METAL WITH BRUSHED ALUMINUM ACCENT PIECES. THE LIGHT SOURCE CAN BE DIRECTED FROM THE OUTSIDE THROUGH A MAGNET PLACED ON TOP OF THE DIFFUSER.

UNA BOLLA DI SAPONE MAGICA E LEGGERA GRAZIE ALLA TRASPARENZA DEL VETRO SOFFIATO PERMETTENDO ALLA LUCE AL SUO INTERNO DI RESPIRARE E ILLUMINARE L'AMBIENTE CREANDO MERAVIGLIOSI FASCI DI LUCE.





BLOW • Table

MODEL
MODELLO

LIGHT SOURCE
SORGENTE LUMINOSA


STRUCTURE
MONTATURA

DIFFUSER
DIFFUSORE

CODE
CODICE

BLOW LED Table • Tavolo

	<p>LED</p> <p>2700K 4.5W 500 lm 500 mA CRI 90 MacAdam 3-Step</p> <p>LED and DRIVER included</p>	<p>Chrome Cromo</p> <p>Metal Metallo</p>	<p>Crystal Cristallo</p> <p>Blown Glass Vetro Soffiato</p>	<p>008004</p>
<p>CE IP40 ENERGY SAVING PG</p>		<p>Net Weight: 4 Kg Peso netto: 4 Kg</p>	<p>Packaging Confezione</p>	<p>Gross Weight: 5.31 Kg Peso Lordo: 5.31 Kg</p> <p>n. Pack: 1 n. Colli: 1</p> <p>Volume m³: 0.113 Volume m³: 0.113</p>



VALENTINA

design: Andrea Tosetto 2018

THE LUMINOUS REFLECTIONS GENERATED BY THE PRISMATIC DIFFUSER INSPIRED BY HIGH FASHION CREATE WONDERFUL PLAYS OF LIGHT, MAKING IT A PRECIOUS OBJECT ,GIVING REFINEMENT TO A UNIQUE AND UNMISTAKABLE COLLECTION.

LE BORCHIE LUMINOSE IMPREZIOSISCONO E VALORIZZANO IL SUO STILE ORIGINALE. VALENTINA LASCIA COSÌ IL SEGNO DI UNA PERSONALITÀ ELEGANTE E RAFFINATA PERMEATA DA QUELL' ALLURE ROMANTICA CHE LA CONTRADDISTINGUE.





Shopping list

- cheese
- milk
- bread
- yoghurt
- dips
- lemon
- wine
- banana
- olive
- potato
-











VALENTINA CORDLESS AND TABLE

Valentina
CORDLESS



5 HR
FULL POWER

10 HR
IN HALF POWER

15 HR
IN A QUARTER OF POWER



DOUBLE TAP

ON/OFF
WITH MEMORY




TAP & HOLD

CONTINUOUS
DIM TO WARM
FROM 3300K TO 2600K




TRIPLE TAP

THREE SCENERY
MIDDAY / SUNSET / SUNRISE



MIDDAY

SUNRISE



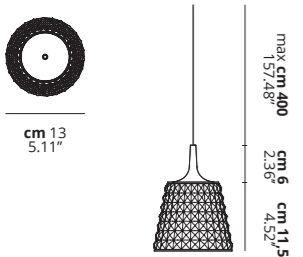



SUNSET



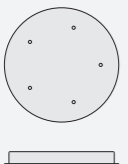


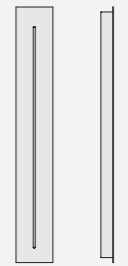


Valentina
CORDLESS



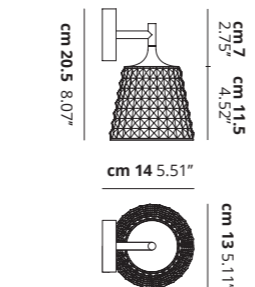



VALENTINA • Pendant

MODEL MODELLO	LIGHT SOURCE SORGENTE LUMINOSA	STRUCTURE MONTATURA	DIFFUSER DIFFUSORE	CODE CODICE	
	2700K LED 6.5W 510 lm 210-250V CRI 92 MacAdam 3-Step	 Chrome Cromo	 Crystal Cristallo	166001	
	OR			3000K LED 6.5W 550 lm 210-250V CRI 92 MacAdam 3-Step	166002
		LED included	Metal Metallo	PMMA Polimetilmetacrilato	Net Weight: 0.45 Kg Peso netto: 0.45 Kg Gross Weight: 0.57 Kg Peso Lordo: 0.57 Kg n. Pack: 1 n. Colli: 1 Volume m³: 0.011 Volume m³: 0.011











Example of Composition • Esempio di composizione

 <p>1 x 154015</p>	+	 <p>5 x 166002</p>	=	
 <p>1 x 154029</p>	+	 <p>4 x 166002</p>	=	

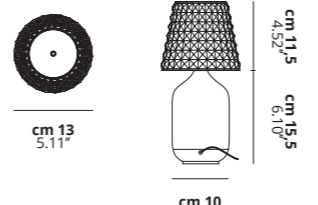






VALENTINA • Wall & Table

MODEL MODELLO	LIGHT SOURCE SORGENTE LUMINOSA	STRUCTURE MONTATURA	DIFFUSER DIFFUSORE	CODE CODICE	
	2700K LED 6.5W 510 lm 210-250V CRI 92 MacAdam 3-Step	 Chrome Cromo	 Crystal Cristallo	166003	
	OR			3000K LED 6.5W 550 lm 210-250V CRI 92 MacAdam 3-Step	166004
		LED included	Metal Metallo	PMMA Polimetilmetacrilato	Net Weight: 0.42 Kg Peso netto: 0.42 Kg Gross Weight: 0.54 Kg Peso Lordo: 0.54 Kg n. Pack: 1 n. Colli: 1 Volume m³: 0.011 Volume m³: 0.011

VALENTINA CORDLESS Table • Tavolo


	3000K to 2600K LED 3.5W 450 lm 3400 mAh Battery CRI 80 MacAdam 3-Step	  	 Polished White 9010 Bianco Lucido 9010  Polished Black 9005 Nero Lucido 9005  Polished Chrome Cromo Lucido  Polished Gold Oro Lucido  Polished Rose Gold Oro Rosa Lucido	 Crystal Cristallo	166005
					LED and BATTERY included

VALENTINA Table • Tavolo

	2700K LED 6.5W 510 lm 210-250V CRI 92 MacAdam 3-Step	 Polished White 9010 Bianco Lucido 9010  Polished Black 9005 Nero Lucido 9005  Polished Chrome Cromo Lucido  Polished Gold Oro Lucido  Polished Rose Gold Oro Rosa Lucido	 Crystal Cristallo	166010
				LED included

The pendants must be installed with one of the **canopy** options listed on pages 344 · 352
 LED with direct power supply to the AC line voltage (driver not required). Dimmable with phase cut dimmer.
 Le sospensioni devono essere installate sui **rosoni** presenti alle pagine 344 · 352
 LED con alimentazione diretta a tensione di rete (non necessita di driver). Dimmerabile con varialuce a taglio di fase.

LED with direct power supply to the AC line voltage (driver not required). Dimmable with phase cut dimmer.
 LED con alimentazione diretta a tensione di rete (non necessita di driver). Dimmerabile con varialuce a taglio di fase.



SUGEGASA

design: Andrea Tosetto 2017

THIS SPHERICAL SUSPENSION DESIGN IS REMINISCENT OF AN EYE WHICH CAN LOOK IN ANY CORNER OF THE ROOM. IT IS A PRECISE LIGHT PAIRED WITH AN ELEGANT DESIGN. ITS METALLIC SPHERICAL BODY HAS A ROUND AND CONVEX LENS LOCATED ON ONE SIDE. ITS ANGLE IS ADJUSTABLE AT WILL. THE SPHERE ROTATES BY 320 DEGREES AND TILTS BY 90 DEGREES ON THE SIDE, WHICH ENABLE TO DIRECT THE LIGHT DOWNWARDS AND Laterally. THE MODULARITY OF THE RANGE OF THE SPIDER ALLOWS YOU TO CREATE AN INFINITE VARIETY OF COMPOSITIONS.

LA PERFEZIONE NELLA SEMPLICITÀ DELLE COSE. L'ARMONIA E L'EQUILIBRIO DELLE LINEE SEMPLICI E LEGGEREZZA DEL POLICARBONATO VENGONO COMBinate DA UNA SUPERFICIE PREZIOSA RENDENDOLA AFFASCINANTE SIA QUANDO È ILLUMINATA SIA QUANDO È SPENTA.










SUGEGASA



SUGEGASA • Pendant

MODEL MODELLO	LIGHT SOURCE SORGENTE LUMINOSA	STRUCTURE MONTATURA	DIFFUSER DIFFUSORE	CODE CODICE	
<p>SUGEGASA Pendant • Sospensione</p>	E27 G95 CFL 1 x max 23W	Chrome Cromo	Crystal Cristallo	163001	
	OR		E27 G95 LED 1 x max available	Clear Fumé Fumé Trasparente	163002
				Clear Azure Azzurro Trasparente	163004
	LAMP not included	Metal Metallo	PMMA Polimetilmetacrilato		
Net Weight: Peso netto: 2.7 Kg		Packaging Confezione	Gross Weight: Peso Lordo: 5.80 Kg	n. Pack: n. Colli: 1	Volume m ³ : Volume m ³ : 0.17

STUDIO
ITALIA DESIGN
LIGHTING MAKERS



BEETLE

design: Studio Italia Design 2014


THE BEETLE WALL AND CEILING LIGHT IS SIMPLE, MODERN, AND GEOMETRIC. WITH A WHITE DIFFUSER IN FRONT AND CLEAR RIBBED SIDES, THE LIGHT CAN EXUDE FROM EVERY ANGLE OF THIS FIXTURE, WASHING ONTO THE WALL AND INTO YOUR SPACE. USE ALONE OR PAIR WITH OTHER BEETLE FIXTURES FOR VARIATION IN SIZE AND SHAPE. A SLIM WHITE METAL FRAME HOLDS THE POLYCARBONATE SIDES TOGETHER. FEATURES ECO-FRIENDLY LED LIGHTS. DIMMABLE WITH A PHASE CUT DIMMER.

UNA SINTESI GEOMETRICA TRA MATERIALI DUREVOLI E SORGENTI LUMINOSE MODERNE. RACCHIUDE IN SÉ LA LUCE ALLO STATO PURO E LA DIFFONDE IN OGNI AMBIENTE.



BEETLE






BEETLE • Wall & Ceiling

MODEL MODELLO	LIGHT SOURCE SORGENTE LUMINOSA	STRUCTURE MONTATURA	DIFFUSER DIFFUSORE	CODE CODICE
BEETLE MINI CUBE Wall & Ceiling • Parete & Plafoniera				
	<p>3000K 17W 1800 lm 210-250V CRI 92 MacAdam 3-Step</p> <p>LED</p> <p>LED included</p>	<p>Matte White 9016 Bianco Opaco 9016</p> <p>Metal Metallo</p>	<p>White + Clear Ribbed Bianco + Trasparente Rigato</p> <p>White Bianco</p> <p>Polycarbonate Policarbonato</p>	<p>145001</p> <p>145009</p>
<p>CE IP40 ENERGY SAVING DIM TRIAC PG</p>		<p>Net Weight: 0.64 Kg Peso netto:</p>	<p>Packaging Confezione Gross Weight: 0.90 Kg Peso Lordo:</p>	<p>n. Pack: 2 n. Colli: 2 Volume m³: 0.009 Volume m³: 0.009</p>
BEETLE MEDIUM CUBE Wall & Ceiling • Parete & Plafoniera				
	<p>3000K 17W 1800 lm 210-250V CRI 92 MacAdam 3-Step</p> <p>LED</p> <p>LED included</p>	<p>Matte White 9016 Bianco Opaco 9016</p> <p>Metal Metallo</p>	<p>White + Clear Ribbed Bianco + Trasparente Rigato</p> <p>Polycarbonate Policarbonato</p>	<p>145002</p>
<p>CE IP40 ENERGY SAVING DIM TRIAC PG</p>		<p>Net Weight: 0.67 Kg Peso netto:</p>	<p>Packaging Confezione Gross Weight: 1.28 Kg Peso Lordo:</p>	<p>n. Pack: 2 n. Colli: 2 Volume m³: 0.018 Volume m³: 0.018</p>
BEETLE MINI 60° CUBE Wall & Ceiling • Parete & Plafoniera				
	<p>3000K 17W 1800 lm 210-250V CRI 92 MacAdam 3-Step</p> <p>LED</p> <p>LED included</p>	<p>Matte White 9016 Bianco Opaco 9016</p> <p>Metal Metallo</p>	<p>White + Clear Ribbed Bianco + Trasparente Rigato</p> <p>Polycarbonate Policarbonato</p>	<p>145003</p>
<p>CE IP40 ENERGY SAVING DIM TRIAC PG</p>		<p>Net Weight: 0.88 Kg Peso netto:</p>	<p>Packaging Confezione Gross Weight: 1.18 Kg Peso Lordo:</p>	<p>n. Pack: 2 n. Colli: 2 Volume m³: 0.01 Volume m³: 0.01</p>
BEETLE MEDIUM 60° CUBE Wall & Ceiling • Parete & Plafoniera				
	<p>3000K 17W 1800 lm 210-250V CRI 92 MacAdam 3-Step</p> <p>LED</p> <p>LED included</p>	<p>Matte White 9016 Bianco Opaco 9016</p> <p>Metal Metallo</p>	<p>White + Clear Ribbed Bianco + Trasparente Rigato</p> <p>Polycarbonate Policarbonato</p>	<p>145004</p>
<p>CE IP40 ENERGY SAVING DIM TRIAC PG</p>		<p>Net Weight: 0.97 Kg Peso netto:</p>	<p>Packaging Confezione Gross Weight: 1.50 Kg Peso Lordo:</p>	<p>n. Pack: 2 n. Colli: 2 Volume m³: 0.021 Volume m³: 0.021</p>

LED with direct power supply to the AC line voltage (driver not required). Dimmable with phase cut dimmer.
LED con alimentazione diretta a tensione di rete (non necessita di driver). Dimmerabile con varialuce a taglio di fase.



VAPOR

design: Karim Rashid 2012

A PLAYFUL FLOURISH CAPTURES THE SPIRIT OF THE VAPOR FLOOR LAMP, A TALL AND CURVACEOUS FIXTURE ACTUALIZED BY FAMED DESIGNER KARIM RASHID. THE SOFT UNDULATING LINES CARRY OUT THE WARM DIFFUSED LIGHT, CREATING NATURAL SHADOWS THROUGH THE PLEATED AND RIPPLING PROFILE. FOUR STACKED WHITE ACRYLIC DIFFUSERS MAKE UP THE TOWERING FIXTURE, SIMULATING A FIGURATIVE FORM THAT IS PLEASING TO THE EYE. THE SHEER MAGNITUDE AND STURDINESS OF THE MATERIAL MAKES THE VAPOR A FINE COMPANION TO LIVING SPACES THAT DEMAND COMFORTING LIGHT AND SHARP DESIGN SENSIBILITIES. THE SIZE AND QUALITY MATERIALS USED IN THE VAPOR COLLECTION MAKES THIS FLOOR LAMP A MASTER PIECE OF MODERN DESIGN. THE LIGHT SOURCE CAN BE REGULATED BY AN INTEGRAL DIMMER.

SINUOSA COME UN CORPO FEMMINILE COMPOSTA DAL SUO DIFFUSORE IN POLICARBONATO AD ONDE, È UN ELEMENTO IRRINUNCIABILE PER TUTTI GLI AMBIENTI DOVE È RICERCATO UN DESIGN ESCLUSIVO.
















VAPOR STUDIO ITALIA DESIGN



THE
LIGHTING
MAKERS


328

VAPOR • Floor

MODEL MODELLO	LIGHT SOURCE SORGENTE LUMINOSA	STRUCTURE MONTATURA	DIFFUSER DIFFUSORE	CODE CODICE
VAPOR Floor Lamp • Terra	 R7s QT-DE12 short 1 x max 80W eco AND _____  E27 Classic A60 6 x max 77W eco OR _____  E27 CFL 6 x max 30W OR _____  E27 LED 6 x max available LAMP not included	 Matte White 9010 Bianco Opaco 9010	 Matte White 9010 Bianco Opaco 9010	129009
 Ø cm 35,6 14.01"	 cm 196 77.16" Ø cm 35,6 14.01"	LAMP not included	Metal Metallo	Polycarbonate Policarbonato
     DIMMER INCLUDED	Net Weight: Peso netto: 24 Kg	Packaging Confezione	Gross Weight: Peso Lordo: 32.55 Kg	n. Pack: n. Colli: 2
				Volume m³: Volume m³: 0.414



Outdoor



PUZZLE OUTDOOR

design: Studio Italia Design 2019

CREATED TO CREATE EXCITING AND UNIQUE VISUAL EXPERIENCES FOR EVERY TYPE OF OUTDOOR ARCHITECTURE. FROM THE FACADE TO THE TERRACE, THEY ARE DESIGNED TO ENHANCE THE QUALITY OF THE SPACE, ENSURING THAT EVEN THE OUTDOOR AREAS BECOME A UNIQUE, PLEASANT AND COMFORTABLE SPACE AT ANY TIME OF DAY.

NASCE PER CREARE ESPERIENZE VISIVE EMOZIONANTI E UNICHE PER OGNI TIPO DI ARCHITETTURA. DALLA FACCIATA ALLA TERRAZZA, SONO PROGETTATE PER VALORIZZARE LA QUALITÀ DELLO SPAZIO FACENDO SÌ CHE ANCHE LE AREE ESTERNE DIVENTINO PIACEVOLI E CONFORTEVOLI IN OGNI MOMENTO DELLA GIORNATA.












*Puzzle
outdoor*



*Puzzle
outdoor*





PUZZLE • Outdoor

MODEL MODELLO	LIGHT SOURCE SORGENTE LUMINOSA	STRUCTURE MONTATURA	DIFFUSER DIFFUSORE	CODE CODICE
PUZZLE OUTDOOR SINGLE SQUARE				
	3000K 17W 1700 lm 220-240V CRI 92 MacAdam 3-Step LED	Matte White 9016 Bianco Opaco 9016 Anthracite Black Nero Antracite	NONE NO	146024
				146029
Net Weight: 1.34 Kg Packaging Gross Weight: 1.85 Kg n. Pack: 1 Volume m ³ : 0.013 Peso netto: Confezione Peso Lordo: n. Colli: Volume m ³ :				

PUZZLE OUTDOOR DOUBLE SQUARE

	3000K 2 x 17W 3400 lm 220-240V CRI 92 MacAdam 3-Step LED	Matte White 9016 Bianco Opaco 9016 Anthracite Black Nero Antracite	NONE NO	146023
				146028
Net Weight: 2.27 Kg Packaging Gross Weight: 2.95 Kg n. Pack: 1 Volume m ³ : 0.015 Peso netto: Confezione Peso Lordo: n. Colli: Volume m ³ :				

PUZZLE OUTDOOR SQUARE & RECTANGLE

	3000K 2 x 17W 3400 lm 220-240V CRI 92 MacAdam 3-Step LED	Matte White 9016 Bianco Opaco 9016 Anthracite Black Nero Antracite	NONE NO	146022
				146027
Net Weight: 3.24 Kg Packaging Gross Weight: 4.03 Kg n. Pack: 1 Volume m ³ : 0.021 Peso netto: Confezione Peso Lordo: n. Colli: Volume m ³ :				

PUZZLE • Outdoor

MODEL MODELLO	LIGHT SOURCE SORGENTE LUMINOSA	STRUCTURE MONTATURA	DIFFUSER DIFFUSORE	CODE CODICE
PUZZLE OUTDOOR DOUBLE RECTANGLE				
	3000K 2 x 17W 3400 lm 220-240V CRI 92 MacAdam 3-Step LED	Matte White 9016 Bianco Opaco 9016 Anthracite Black Nero Antracite	NONE NO	146021
				146020
Net Weight: 4.47 Kg Packaging Gross Weight: 5.39 Kg n. Pack: 1 Volume m ³ : 0.028 Peso netto: Confezione Peso Lordo: n. Colli: Volume m ³ :				

PUZZLE OUTDOOR SINGLE ROUND

	3000K 17W 1700 lm 220-240V CRI 92 MacAdam 3-Step LED	Matte White 9016 Bianco Opaco 9016 Anthracite Black Nero Antracite	NONE NO	159022
				159020
Net Weight: 0.72 Kg Packaging Gross Weight: 1.04 Kg n. Pack: 1 Volume m ³ : 0.013 Peso netto: Confezione Peso Lordo: n. Colli: Volume m ³ :				

PUZZLE OUTDOOR DOUBLE ROUND

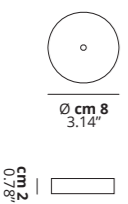

	3000K 2 x 17W 3400 lm 220-240V CRI 92 MacAdam 3-Step LED	Matte White 9016 Bianco Opaco 9016 Anthracite Black Nero Antracite	NONE NO	159024
				159029
Net Weight: 1.30 Kg Packaging Gross Weight: 1.74 Kg n. Pack: 1 Volume m ³ : 0.023 Peso netto: Confezione Peso Lordo: n. Colli: Volume m ³ :				

LED with direct power supply to the AC line voltage (driver not required). Dimmable with phase cut dimmer.
 LED con alimentazione diretta a tensione di rete (non necessita di driver). Dimmerabile con varialuce a taglio di fase.

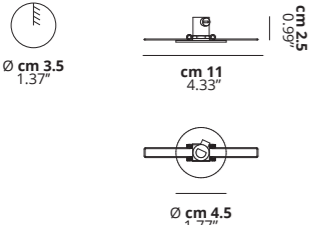

LED with direct power supply to the AC line voltage (driver not required). Dimmable with phase cut dimmer.
 LED con alimentazione diretta a tensione di rete (non necessita di driver). Dimmerabile con varialuce a taglio di fase.

COMPO- SITIONS

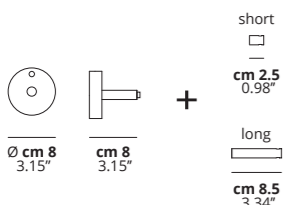

CANOPIES • Single System

MODEL MODELLO	DESCRIPTION DESCRIZIONE	FINISH FINITURA	SYSTEM SISTEMA	CODE CODICE		
 <p>Single ceiling bracket small size</p> <p>Rosone per lampada singola versione mini</p>		<input type="radio"/> Matte White 9010 Bianco Opaco 9010	Single	154033		
		<input type="radio"/> Matte Black 9005 Nero Opaco 9005		154034		
		<input type="radio"/> Coppery Bronze Bronzo Ramato		154035		
		<input type="radio"/> Chrome Cromo		154036		
		Net Weight: Peso netto: 0.13 Kg	Packaging Confezione	Gross Weight: Peso Lordo: 0.22 Kg	n. Pack: n. Colli: 1	Volume m ³ : Volume m ³ : 0.002

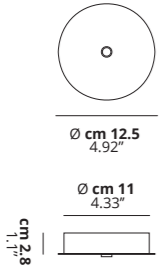

RECESSED MICRO Canopy • Rosone

 <p>Recessed bracket for single lamp Maximum load 3.5 Kg</p> <p>Rosone da incasso per lampada singola. Portata massima 3.5 Kg</p>		<input type="radio"/> Matte White 9010 Bianco Opaco 9010	Recessed System	154037		
		<input type="radio"/> Chrome Cromo		154040		
		Net Weight: Peso netto: 0.032 Kg	Packaging Confezione	Gross Weight: Peso Lordo: 0.11 Kg	n. Pack: n. Colli: 1	Volume m ³ : Volume m ³ : 0.002

WALL STANDARD Wall Bracket • Rosone Parete

 <p>Wall bracket for pendant suspension modular system</p> <p>Rosone a parete per sospensioni sistema componibile</p>		<input type="radio"/> Chrome Cromo	Wall System	154038		
				Net Weight: Peso netto: 0.8 Kg	Packaging Confezione	Gross Weight: Peso Lordo: 1.1 Kg

SINGLE STANDARD Canopy • Rosone

 <p>Single ceiling bracket standard size</p> <p>Rosone per lampada singola versione standard</p>		<input type="radio"/> Matte White 9010 Bianco Opaco 9010	Single	154013		
				Net Weight: Peso netto: 0.4 Kg	Packaging Confezione	Gross Weight: Peso Lordo: 0.48 Kg

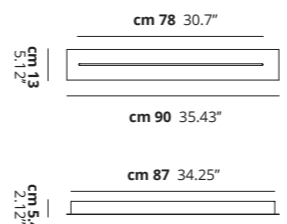

RECESSED MICRO Suitable for ceilings up to 2.4 cm thickness.

WALL STANDARD Both accessories in the two available lengths are supplied in the box with the Wall Bracket.

RECESSED MICRO Adatta per soffitti fino a 2.4 cm di spessore.

WALL STANDARD Entrambi gli accessori nelle due diverse lunghezze sono inclusi nella confezione con il Supporto a Parete.

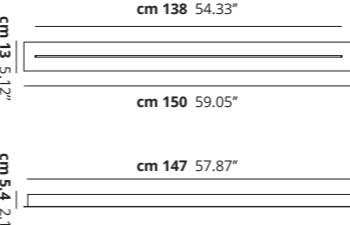

CANOPIES • Track System

MODEL MODELLO	DESCRIPTION DESCRIZIONE	FINISH FINITURA	SYSTEM SISTEMA	CODE CODICE		
 <p>Multiple linear track standard version max 7 pendants</p> <p>Binario lineare multiplo modello standard massimo 7 sospensioni</p>		<input type="radio"/> Matte White 9010 Bianco Opaco 9010	Track System	154029		
					Net Weight: Peso netto: 5.5 Kg	Packaging Confezione

TRACK SYSTEM SHORT Maximum Quantity • Quantità Installabili

TTTT	Pendants aligned • Pendenti allineati	TTTT	Staggered pendants • Pendenti sfalsati
max 7	mod. A-Tube	max 7	mod. A-Tube
max 6	mod. A-Tube Nano	max 6	mod. A-Tube Nano
max 6	mod. A-Tube Nano Duo	max 6	mod. A-Tube Nano Duo
max 5	mod. Jefferson	max 6	mod. Jefferson
max 4	mod. Kelly Cluster	max 7	mod. Kelly Cluster
max 7	mod. Nostalgia Small	max 7	mod. Nostalgia Small
max 4	mod. Nostalgia Medium	max 7	mod. Nostalgia Medium
max 3	mod. Nostalgia Large	max 5	mod. Nostalgia Large
max 7	mod. Rain	max 7	mod. Rain
max 3	mod. Random	max 5	mod. Random
max 7	mod. Spider	max 7	mod. Spider
max 7	mod. Valentina	max 7	mod. Valentina

LIGHTS TRACK LONG Linear Track • Binario Lineare

 <p>Multiple linear track standard version max 11 pendants</p> <p>Binario lineare multiplo modello standard massimo 11 sospensioni</p>		<input type="radio"/> Matte White 9010 Bianco Opaco 9010	Track System	154030		
					Net Weight: Peso netto: 8.8 Kg	Packaging Confezione

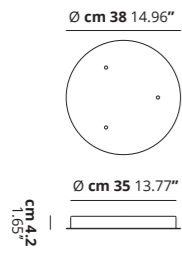

TRACK SYSTEM LONG Maximum Quantity • Quantità Installabili

TTTT	Pendants aligned • Pendenti allineati	TTTT	Staggered pendants • Pendenti sfalsati
max 11	mod. A-Tube	max 11	mod. A-Tube
max 10	mod. A-Tube Nano	max 10	mod. A-Tube Nano
max 10	mod. A-Tube Nano Duo	max 10	mod. A-Tube Nano Duo
max 8	mod. Jefferson	max 10	mod. Jefferson
max 8	mod. Kelly Cluster	max 11	mod. Kelly Cluster
max 11	mod. Nostalgia Small	max 11	mod. Nostalgia Small
max 7	mod. Nostalgia Medium	max 11	mod. Nostalgia Medium
max 5	mod. Nostalgia Large	max 9	mod. Nostalgia Large
max 11	mod. Rain	max 11	mod. Rain
max 5	mod. Random	max 9	mod. Random
max 11	mod. Spider	max 11	mod. Spider
max 11	mod. Valentina	max 11	mod. Valentina

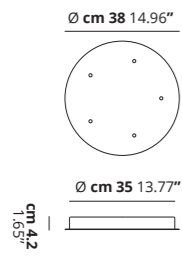

The **SKY-FALL** pendants can not be installed on this Track Light. Shown page 21

Le sospensioni **SKY-FALL** non possono essere installate in questi binari. Vedere a pagina 21

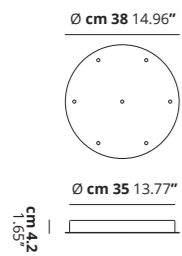

CLUSTER • System

MODEL MODELLO	DESCRIPTION DESCRIZIONE	FINISH FINITURA	SYSTEM SISTEMA	CODE CODICE		
CLUSTER 3 LIGHTS ROUND Cluster Canopy • Rosone Cluster						
	<p>Ceiling bracket for 3 pendants</p> <p>Rosone circolare per 3 sospensioni</p>	<p>Matte White 9010 Bianco Opaco 9010</p>	Cluster System	154014		
		<p>Net Weight: Peso netto: 3.55 Kg</p>	<p>Packaging Confezione</p>	<p>Gross Weight: Peso Lordo: 4.60 Kg</p>	<p>n. Pack: n. Colli: 1</p>	<p>Volume m³: Volume m³: 0.025</p>

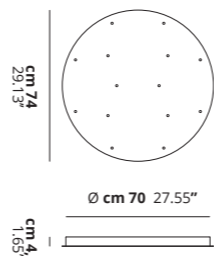

CLUSTER 5 LIGHTS ROUND Cluster Canopy • Rosone Cluster

	<p>Ceiling bracket for 5 pendants</p> <p>Rosone circolare per 5 sospensioni</p>	<p>Matte White 9010 Bianco Opaco 9010</p>	Cluster System	154015		
		<p>Net Weight: Peso netto: 3.55 Kg</p>	<p>Packaging Confezione</p>	<p>Gross Weight: Peso Lordo: 4.60 Kg</p>	<p>n. Pack: n. Colli: 1</p>	<p>Volume m³: Volume m³: 0.025</p>

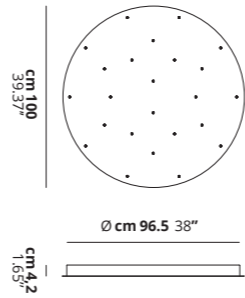

CLUSTER 7 LIGHTS ROUND Cluster Canopy • Rosone Cluster

	<p>Ceiling bracket for 7 pendants</p> <p>Rosone circolare per 7 sospensioni</p>	<p>Matte White 9010 Bianco Opaco 9010</p>	Cluster System	154016		
		<p>Net Weight: Peso netto: 3.55 Kg</p>	<p>Packaging Confezione</p>	<p>Gross Weight: Peso Lordo: 4.60 Kg</p>	<p>n. Pack: n. Colli: 1</p>	<p>Volume m³: Volume m³: 0.025</p>

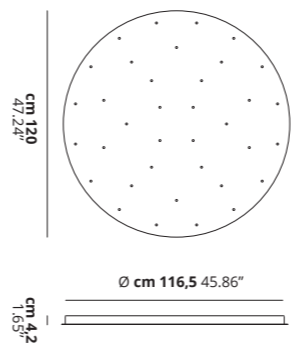

CLUSTER • System

MODEL MODELLO	DESCRIPTION DESCRIZIONE	FINISH FINITURA	SYSTEM SISTEMA	CODE CODICE		
CLUSTER 14 LIGHTS ROUND Cluster Canopy • Rosone Cluster						
	<p>Ceiling bracket for 14 pendants</p> <p>Rosone circolare per 14 sospensioni</p>	<p>Matte White 9010 Bianco Opaco 9010</p>	Cluster System	154017		
		<p>Net Weight: Peso netto: 14.14 Kg</p>	<p>Packaging Confezione</p>	<p>Gross Weight: Peso Lordo: 18.30 Kg</p>	<p>n. Pack: n. Colli: 1</p>	<p>Volume m³: Volume m³: 0.122</p>

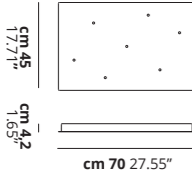


CLUSTER 24 LIGHTS ROUND Cluster Canopy • Rosone Cluster

	<p>Ceiling bracket for 24 pendants</p> <p>Rosone circolare per 24 sospensioni</p>	<p>Matte White 9010 Bianco Opaco 9010</p>	Cluster System	154025		
		<p>Net Weight: Peso netto: 23.5 Kg</p>	<p>Packaging Confezione</p>	<p>Gross Weight: Peso Lordo: 28.91 Kg</p>	<p>n. Pack: n. Colli: 1</p>	<p>Volume m³: Volume m³: 0.22</p>

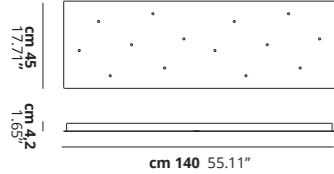


CLUSTER 36 LIGHTS ROUND Cluster Canopy • Rosone Cluster

	<p>Ceiling bracket for 36 pendants</p> <p>Rosone circolare per 36 sospensioni</p>	<p>Matte White 9010 Bianco Opaco 9010</p>	Cluster System	154018		
		<p>Net Weight: Peso netto: 32.7 Kg</p>	<p>Packaging Confezione</p>	<p>Gross Weight: Peso Lordo: 38.59 Kg</p>	<p>n. Pack: n. Colli: 1</p>	<p>Volume m³: Volume m³: 0.19</p>

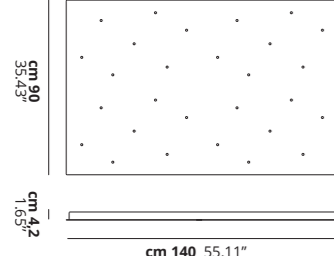


CLUSTER • System

MODEL MODELLO	DESCRIPTION DESCRIZIONE	FINISH FINITURA	SYSTEM SISTEMA	CODE CODICE
CLUSTER 7 LIGHTS RECTANGULAR Cluster Canopy • Rosone Cluster				
	Rectangular Canopy for 7 pendants Rosone rettangolare per 7 sospensioni	 Matte White 9010 Bianco Opaco 9010	Cluster System	154019
		Metal Metallo		
CE 		Net Weight: Peso netto: 9.89 Kg	Packaging Confezione Gross Weight: Peso Lordo: 11.37 Kg	n. Pack: n. Colli: 1 Volume m³: Volume m³: 0.052

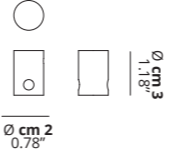

CLUSTER 14 LIGHTS RECTANGULAR

CLUSTER 14 LIGHTS RECTANGULAR Cluster Canopy • Rosone Cluster				
	Rectangular Canopy for 14 pendants Rosone rettangolare per 14 sospensioni	 Matte White 9010 Bianco Opaco 9010	Cluster System	154020
		Metal Metallo		
CE 		Net Weight: Peso netto: 17.1 Kg	Packaging Confezione Gross Weight: Peso Lordo: 20.10 Kg	n. Pack: n. Colli: 1 Volume m³: Volume m³: 0.098

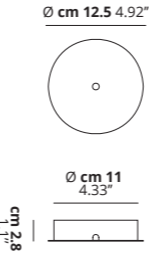


CLUSTER 28 LIGHTS RECTANGULAR

CLUSTER 28 LIGHTS RECTANGULAR Cluster Canopy • Rosone Cluster				
	Rectangular Canopy for 28 pendants Rosone rettangolare per 28 sospensioni	 Matte White 9010 Bianco Opaco 9010	Cluster System	154021
		Metal Metallo		
CE 		Net Weight: Peso netto: 31.1 Kg	Packaging Confezione Gross Weight: Peso Lordo: 36.39 Kg	n. Pack: n. Colli: 1 Volume m³: Volume m³: 0.165

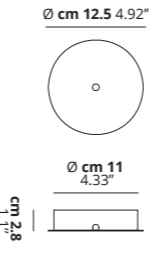


RADIAL • System

MODEL MODELLO	DESCRIPTION DESCRIZIONE	FINISH FINITURA	SYSTEM SISTEMA	CODE CODICE
RADIAL SWAG KIT Cylinder • Cilindro				
	Wall & Ceiling anchor for RADIAL System Power cable max \varnothing 7 mm Cilindro di decentramento per RADIAL System Cavo elettrico max \varnothing 7 mm	 Matte White 9010 Bianco Opaco 9010	Radial System	130009
		Polycarbonate Policarbonato		
CE		Net Weight: Peso netto: 0.02 Kg	Packaging Confezione Gross Weight: Peso Lordo: 0.08 Kg	n. Pack: n. Colli: 1 Volume m³: Volume m³: 0.002

RADIAL SINGLE OR DOUBLE

RADIAL SINGLE OR DOUBLE Radial Canopy • Rosone Decentramento				
	Ceiling bracket for single decentralized pendant or double opposed Rosone circolare per pendente singolo decentrato o doppi contrapposti	 Matte White 9010 Bianco Opaco 9010	Radial System	154026
		Metal Metallo		
CE 		Net Weight: Peso netto: 0.35 Kg	Packaging Confezione Gross Weight: Peso Lordo: 0.43 Kg	n. Pack: n. Colli: 1 Volume m³: Volume m³: 0.002

RADIAL 4 LIGHTS

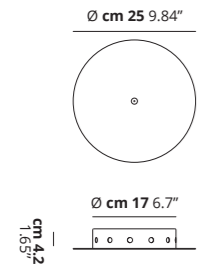

RADIAL 4 LIGHTS Radial Canopy • Rosone a Raggiera				
	Ceiling bracket max 4 pendants radially Rosone circolare massimo 4 sospensioni a raggiera	 Matte White 9010 Bianco Opaco 9010	Radial System	154041
		Metal Metallo		
CE 		Net Weight: Peso netto: 0.35 Kg	Packaging Confezione Gross Weight: Peso Lordo: 0.43 Kg	n. Pack: n. Colli: 1 Volume m³: Volume m³: 0.002

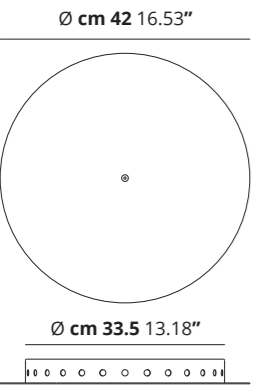

There is enough room inside the Cluster System Canopies to install the CASAMBI modules (CBU-TED)
All'interno dei Rosoni della serie Cluster è possibile posizionare i moduli CASAMBI (CBU-TED)

CASAMBI

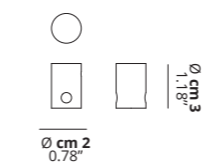

The **A-TUBE NANO**, **A-TUBE NANO DUO** and **JEFFERSON** pendants can not be installed on the Radial Canopies.
I pendenti **A-TUBE NANO**, **A-TUBE NANO DUO** e **JEFFERSON** non possono essere installati nel Sistema Radiale.

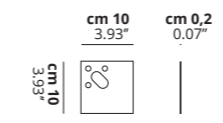

RADIAL • System

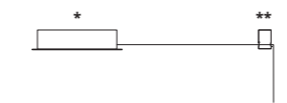

MODEL MODELLO	DESCRIPTION DESCRIZIONE	FINISH FINITURA	SYSTEM SISTEMA	CODE CODICE
RADIAL 12 LIGHTS Radial Canopy • Rosone a Raggiera	Ceiling bracket max 12 pendants radially Rosone circolare massimo 12 sospensioni a raggiera	Matte White 9010 Bianco Opaco 9010	Radial System	154027
		RADIAL SWAG KIT not included	Metal Metallo	Net Weight: Peso netto: 1.05 Kg Packaging Confezione Gross Weight: Peso Lordo: 1.41 Kg n. Pack: n. Colli: 1 Volume m ³ : Volume m ³ : 0.013
				

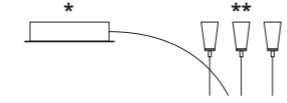

RADIAL 28 LIGHTS Radial Canopy • Rosone a Raggiera	Ceiling bracket max 28 pendants radially Rosone circolare massimo 28 sospensioni a raggiera	Matte White 9010 Bianco Opaco 9010	Radial System	154028
		RADIAL SWAG KIT not included	Metal Metallo	Net Weight: Peso netto: 3.35 Kg Packaging Confezione Gross Weight: Peso Lordo: 4.26 Kg n. Pack: n. Colli: 1 Volume m ³ : Volume m ³ : 0.031
				

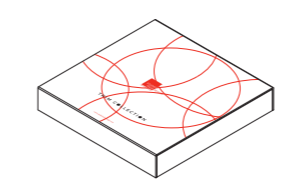

ACCESSORY

MODEL MODELLO	DESCRIPTION DESCRIZIONE	FINISH FINITURA	SYSTEM SISTEMA	CODE CODICE
RADIAL SWAG KIT Cylinder • Cilindro	Wall & Ceiling anchor for RADIAL System Power cable max ø 7 mm Cilindro di decentramento per RADIAL System Cavo elettrico max ø 7 mm	Clear Trasparente Polycarbonate Policarbonato	Radial System	130009
		Packaging Confezione Gross Weight: Peso Lordo: 0.08 Kg n. Pack: n. Colli: 1 Volume m ³ : Volume m ³ : 0.002		

BACK PLATE PUZZLE Accessory • Accessorio	Optional backplate for Puzzle e Puzzle Twist Wall and Ceiling Piastra a muro opzionale per Puzzle e Puzzle Twist Parete e Plafoniera	Matte White 9016 Bianco Opaco 9016	Puzzle Series Puzzle Twist Series	146013
		Packaging Confezione Gross Weight: Peso Lordo: 0.15 Kg n. Pack: n. Colli: 1 Volume m ³ : Volume m ³ : 0.002		

KIT CABLE Accessory • Accessorio	Extra Kit for decentralizing suspension with <u>single power cable</u> Kit extra per decentrare sospensioni con <u>cavo elettrico portante</u>	Matte White 9010 Bianco Opaco 9010 AND Clear Trasparente	A-Tube Series Sugegasa Series	130010
		Packaging Confezione Gross Weight: Peso Lordo: 0.45 Kg n. Pack: n. Colli: 1 Volume m ³ : Volume m ³ : 0.002		

KIT STEEL Accessory • Accessorio	Extra Kit for decentralizing suspension with <u>steel cable</u> Kit extra per decentrare sospensioni con <u>funi d'acciaio</u>	Matte White 9010 Bianco Opaco 9010 AND Chrome Cromo	Kelly Series Maggio Series	130011
		Packaging Confezione Gross Weight: Peso Lordo: 0.58 Kg n. Pack: n. Colli: 1 Volume m ³ : Volume m ³ : 0.002		

SAMPLE BOX	Finish Samples Box Scatola Campioni Finiture	---	---	200042
		Packaging Confezione Gross Weight: Peso Lordo: 2.71 Kg n. Pack: n. Colli: 1 Volume m ³ : Volume m ³ : 0.015		

CONDIZIONI GENERALI DI VENDITA



Art. 1 - Premessa - Salvo deroga risultante da apposito accordo scritto tra le parti, ogni compravendita di prodotti di Studio Italia Design S.r.l., P.IVA 02992370276 (di seguito: “SID”) è regolata dalle seguenti Condizioni Generali di Vendita che costituiscono parte essenziale del contratto e che si intendono pertanto accettate dal Compratore ancorché dallo stesso non sottoscritte. Qualsiasi clausola unilateralmente apposta dal Compratore nei documenti da lui sottoscritti e/o nella sua corrispondenza, che sia contraria o comunque in aggiunta alle seguenti condizioni generali od a quelle speciali espressamente approvate per iscritto dal Venditore, si intende come non scritta ed è priva di ogni effetto.

Art. 2 - Perfezionamento della compravendita, quantitativi e prezzi - La compravendita si intende perfezionata con la conferma d'ordine scritta del Venditore anche a mezzo fax e/o posta elettronica o con l'inizio delle consegne per i casi in cui è stata richiesta l'immediata consegna della fornitura anche in presenza di modifiche intervenute e quindi accettate dal cliente. I prezzi concordati si intendono per prodotti consegnati franco stabilimento del Venditore e non comprendono prestazioni ed oneri accessori (quali IVA, imballo speciale, spese di trasporto, di installazione e/o montaggi e così via).

Art. 3 - Consegna, trasferimento del rischio e trasporto - La merce viene consegnata al Compratore presso lo stabilimento del Venditore o in altro sito dallo stesso indicato per iscritto, ed il trasferimento del rischio avviene con la consegna della stessa al primo vettore o al Compratore nelle ipotesi di ritiro della merce da quest'ultimo direttamente eseguita. La merce viaggia sempre a rischio esclusivo del Compratore anche quando il vettore dovesse essere scelto ed incaricato dal Venditore, essendo quest'ultimo liberato da ogni responsabilità con la consegna dei prodotti al vettore, che ad ogni effetto si intende eseguita a mani dallo stesso Compratore. I termini di consegna pattuiti si intendono indicativi. In caso di ritardo nella consegna imputabile al Venditore per un periodo fino a 60 gg il Compratore non ha il diritto di rifiutare la fornitura, né di richiedere la risoluzione del contratto e/o il risarcimento di alcun danno. Se il ritardo nella consegna supera il termine di 60 gg il Compratore ha la facoltà di richiedere – con lettera raccomandata – l'annullamento dell'ordine e la restituzione degli anticipi eventualmente versati. Resta in ogni caso escluso qualsivoglia obbligo del Venditore di risarcimento danni diretti e/o indiretti di qualsiasi natura e per qualsiasi ragione, in dipendenza del ritardo ovvero della mancata esecuzione della fornitura.

Art. 4 - Riserva di proprietà - Il Compratore acquista la proprietà della merce solo con il pagamento integrale del prezzo fatturato delle forniture ma ne assume i rischi dal momento della consegna.

Art. 5 - Caratteristiche dei prodotti e condizioni di utilizzo – Salvo diverso ed espresso accordo scritto tra le parti, i parametri funzionali dei prodotti sono quelli espressi comunicati o comunque risultanti nei disegni e specifiche tecniche del Venditore se esistenti o su quanto indicato sul sito web www.studioitaliadesign.com relativamente ai prodotti. I livelli di qualità dei prodotti forniti sono quelli standard del Venditore, evidenziati nelle relative specifiche o su quanto indicato e desumibile sul sito web del Venditore. E' onere del Compratore individuare e comunicare al Venditore le condizioni di utilizzo dei prodotti prima della relativa definizione tecnica. In mancanza di indicazioni da parte del Compratore il Venditore considera condizioni di utilizzo quelle di prassi dallo stesso considerate o esplicitate nei propri disegni e documentazione tecnica.

Art. 6 - Garanzie - I prodotti forniti sono coperti da garanzia per difetti di materiale e/o fabbricazione per un periodo di 24 mesi dalla consegna se il Compratore risulta essere una persona fisica, diversamente il periodo di garanzia sarà di 12 mesi dalla consegna. Il Venditore sostituisce i prodotti resi in detto periodo di garanzia e riconosciuti difettosi per vizi d'origine ovvero in alternativa ed a sua scelta accredita al Compratore una somma pari al prezzo già fatturato dei prodotti stessi, restando espressamente escluso e rinunciato qualsiasi diverso diritto o pretesa del Compratore anche a titolo di risarcimento danni diretti e/o indiretti o di rimborso di costi dallo stesso sostenuti (quali costo di riprese, di assistenza tecnica, di richiamo, ecc.). Eventuali difettosità o non conformità dei prodotti devono essere segnalate dal Compratore per iscritto al Venditore – a pena di decadenza – entro e non oltre 8 gg dalla data di ricevimento della merce; eventuali difetti occulti devono essere segnalati dal Compratore per iscritto al Venditore – sempre a pena di decadenza- entro 8 gg dalla relativa scoperta. Resta inteso che SID non sarà responsabile per alcun vizio ancorché occulto, comunicato per iscritto, oltre 24 mesi dalla consegna della merce. La garanzia non opera ove i difetti rilevati siano imputabili a negligenza del Compratore e/o ad impiego dei prodotti non conforme con le informazioni e le spiegazioni in ogni caso fornite dal Venditore, alle prescrizioni tecniche, ad errata progettazione, applicazione, montaggio o fabbricazione delle strutture ove sono installati, ad errata manutenzione operata da personale non autorizzato, a pulizia impropria in quanto effettuata con modalità o materiali non idonei, ad errato magazzinaggio, movimentazione e trasporto, ad uso improprio od incauto, anche in caso di impianto elettrico e portata dello stesso non idonea, ovvero a circostanze che comunque non possono ricollegarsi a difettosità di produzione da parte del Venditore. Ogni singolo prodotto SID è conforme alla marcatura richiesta dalla Comunità Europea con la direttiva 93/68 (ampliamento della direttiva 73/23) per confermare con una marcatura riconosciuta in tutta Europa, che le lampade sono state sottoposte alle prove di sicurezza elettrica richieste dalle norme Europee EN-60598-1-2 II ed. + CEI EN 60598-1 IV ed. corrispondenti norme italiane CEI 34-21 + CEI 34-23, norme per la sicurezza elettrica a cui fanno riferimento tutti gli istituti, compreso l'IMQ. I prodotti indicati con il marchio UL e/o ETL sono conformi alla normativa UL 1598/CAN/USA C22.2 No.250.0 o UL 153.

Art. 7 - Obblighi del Compratore - Il Compratore è tenuto a prendere immediatamente in consegna i prodotti affidati dal Venditore al vettore, ovvero – se diversamente concordato – a puntualmente ritirarli presso lo stabilimento del Venditore alla data di comunicazione di merce pronta che potrà avvenire con ogni mezzo da parte del Venditore. Ove il Compratore ritardi il ritiro dei prodotti per un periodo superiore a 10 gg, oltre al pagamento del prezzo deve corrispondere al Venditore un adeguato compenso pari al 2% al giorno dell'importo fatturato per il magazzino degli stessi. Il Compratore deve effettuare i pagamenti normalmente, con le modalità e nei termini precisati in fattura. Sui ritardati pagamenti decorreranno, di pieno diritto e senza necessità di costituzione in mora, gli interessi di cui al D.lgs. n. 231/2002. In caso di ritardo dei pagamenti il Venditore ha diritto a sospendere immediatamente ogni fornitura, anche se dipendente da altri contratti con lo stesso Compratore. Il mancato pagamento nei termini pattuiti comporta in ogni caso la decadenza del Compratore dal beneficio del termine.

Art. 8 - Forza maggiore - Qualora il Venditore sia impossibilitato a rispettare il contratto per cause di forza maggiore o comunque indipendenti dalla sua volontà, i termini previsti per l'esecuzione della fornitura sono automaticamente prorogati per un periodo equivalente al perdurare degli effetti di tali cause. Qualora la causa impeditiva continui per più di 6 mesi entrambe le parti possono chiedere la risoluzione del contratto ed in tal caso il Venditore restituisce al Compratore gli anticipi eventualmente ricevuti, con esclusione di ogni e qualsiasi onere ulteriore a suo carico.

Art. 9 - Contratto – In caso di sottoscrizione di apposito contratto lo stesso con i suoi allegati contiene e riassume le obbligazioni validamente assunte dalle parti e per esse vincolanti. L'adempimento delle parti sarà oggetto di valutazione dell'effettiva esecuzione dei compiti e doveri contrattuali, da effettuarsi in buona fede, onestà e con equità. Le presenti Condizioni Generali di Vendita si applicheranno al contratto salvo deroga risultante da atto scritto o in esso contratto esplicitamente prevista.

Art. 10 - Controversie - Qualora dovesse verificarsi una qualsivoglia controversia avente ad oggetto la formazione, validità, interpretazione, esecuzione, modifica e risoluzione del contratto o delle presenti Condizioni Generali di Vendita, questa sarà risolta secondo i principi e le regole indicate nell'articolo 11 che segue.

Art. 11 - Foro competente e legge applicabile - Foro esclusivamente competente sarà quello di Venezia con esplicita esclusione di ogni altro foro alternativamente competente, e la legge applicabile quella italiana.

Art. 12 - Sito Web - Le presenti Condizioni Generali di Vendita, sono quelle risultanti sul sito web www.studioitaliadesign.com e sono stampabili e riproducibili su supporto cartaceo. SID si impegna ad aggiornare il sito web www.studioitaliadesign.com mediante la pubblicazione sullo stesso della versione di Condizioni Generali di Vendita di volta in volta modificata.

GENERAL CONDITIONS OF SALE



Art. 1 – Recital – Unless otherwise provided for in a separate written agreement between the parties, every sale of products of Studio Italia Design S.r.l., VAT 02992370276 (hereinafter, “SID”) is governed by the following General Conditions of Sale that must be considered as an essential part of this agreement and shall be deemed to have been accepted by the Buyer even though the latter has not signed them. Any clause unilaterally added by the Buyer in the documentation signed by it and/or in its correspondence, being against or in any case in addition to the general conditions or to those specific expressly approved in writing by the Seller, shall be deemed as not written and shall be of no effect.

Art. 2 - Completion of the sale, quantities and prices - The sale is deemed to be completed once the Seller gives the written order confirmation also by fax and/or email or when deliveries are commenced in cases where the immediate delivery of the supply is requested, also in consideration of changes occurred and then accepted by the customer. The prices agreed are understood for products delivered ex works of the Seller and do not include services and accessory charges (such as VAT, special packaging, transport and installation costs, and/or assemblages and so on).

Art. 3 - Delivery, risk transfer and transport - Products are delivered to the Buyer at the Seller's plant or at another place indicated in writing by the Seller, and the risk transfer takes place with the delivery of the goods to the first carrier or Buyer in the events of collection of goods directly carried out by the latter. The products always travel at the Buyer's sole risk also when the carrier is selected and appointed by the Seller, being the latter freed from all responsibilities after having delivered the products to the carrier, this delivery is deemed to all effects being carried out directly by the said Buyer. The delivery terms agreed are to be understood as indicative. If the Seller is responsible for delay of delivery for a period of up to 60 days, the Buyer is not entitled either to refuse the supply or to request the termination of the agreement and/or the compensation for any damages. If the delay in delivery exceeds 60 days, the Buyer is entitled to request – by registered letter- the cancellation of the order and the reimbursement of the advances if paid. In any event, the Seller shall not be liable for and/or direct and indirect damages of any nature and for any reason due to the delay or the failure to carry out the supply.

Art. 4 - Reservation of title - The Buyer acquires property rights over the goods with the full payment of the price invoiced of the supplies but it takes the risks thereof as of the delivery.

Art. 5 - Products features and conditions of use – Unless otherwise expressly agreed in writing by the parties, the conditions for using of the products are those communicated or in any case resulting from the drawings and technical specifications of the Seller, if any, or as described in the website www.studioitaliadesign.com in relation to products. The quality levels of products are the standard quality levels of the Sellers, indicated in the relevant specifications as described on the Seller's website. It is always the Buyer's responsibility to identify and notify the Seller of the conditions of use of products before technically defining them. Failing any particular instructions from the Buyer, the Seller considers as usual conditions of use those it considered or described in its designs and technical documentation.

Art. 6 - Warranties - The products delivered are covered by a warranty for defects in material and manufacture for a period of 24 months as of the delivery if the Buyer is a natural person, otherwise the warranty period will be of 12 months as of the delivery. The Seller shall replace the products delivered in this warranty period being faulty due to factory defects or in alternative, at its discretion, pay the Buyer an amount equal to the price already invoiced of the said products, being expressly excluded and waived any other right or claim by the Buyer also as compensation for direct and/or indirect damages or cost repayment borne by it (such as recovery, technical assistance, recalling costs, etc.). Any defectiveness or non-compliance of products shall be reported by the Buyer by writing to the Seller – in order to be valid – within 8 days from receipt of goods; any hidden defects shall be reported by the Buyer by writing to the Seller – always in order to be valid - within 8 days as of the relevant discovery. It being understood that SID will not be responsible for any defect even though hidden, being notified in writing, after 24 months of the delivery of goods. The warranty does not apply where the defects identified are due to the Buyer's negligence and/or to the use of products being not compliant with the information and explanations in any case gave by the Seller, technical provisions, to incorrect design, application, assembly or manufacture of the facilities in which they are installed, to incorrect maintenance carried out by unauthorized personnel, to improper cleaning since it is made with materials and manners being not suitable, to incorrect storage, handling and transport, to improper or imprudent use, also in the event of electrical system and its capacity being not suitable, or to circumstances that in any case cannot be related to the production defectiveness by the Seller. Every single product of SID corresponds to the mark laid down by the European Community with Directive 93/68 (extension of Directive 73/23) to confirm, with a mark recognized all over Europe, that the lights have undergone the electrical safety test required by European standards EN-60598-1-2 II ed. + CEI EN 60598-1 IV ed. corresponding to Italian standards CEI 34-21 + CEI 34-23, electrical safety standards referred to by all institutions, including the IMQ. The products indicated with the logo UL and/or ETL corresponds to the standards UL 1598/CAN/USA C22.2 No.250.0 o UL 153.

Art. 7 - Buyer's Obligations - The Buyer is required to immediately take delivery of the goods given by the Seller to the carrier, or – where otherwise agreed – to timely collect them at the Seller's plant on the date on which the Seller communicates, by any means, that the goods are ready. Where the Buyer delays the collection of the production for a period exceeding 10 days, in addition to the payment of price it shall pay the Seller a proper compensation equal to 2% per day of the price invoiced for storing such products. The Buyer shall carry out the payments normally, in accordance with the terms and conditions specified in the invoice. For late payments it will be accrued by default without need of further notification interest under Legislative Decree no. 231/2002. In the event of payment delays, the Seller is entitled to immediately suspend any supply, even though it has concluded other agreements with the same Buyer. The failure to pay within the terms agreed will cause in any event the loss of favourable terms for the Buyer.

Art. 8 - Force majeure - If the Seller is unable to comply with the agreement due to force majeure or beyond its control events, the deadlines set for the supply are automatically extended for a period in which these effects continue. Where the obstacle to comply with the agreement is longer than 6 months, both parties may request the termination of the agreement and, in such event, the Seller repay the Buyer the advances received, if any, releasing itself from any additional obligation on it.

Art. 9 - Agreement – In the event of execution of a specific agreement signed by the parties, the said agreement together with its Annexes provides for and summarizes the obligations validly undertaken by the parties and being binding for them. The fulfilment by the parties will be subject to effective evaluation of the actual performance of the contractual tasks and duties to be carried out in good faith, with honesty and fairness. These General Conditions of Sale shall apply to the agreement, unless otherwise provided in writing by the parties or expressly provided in the said agreement.

Art. 10 - Disputes - Any dispute which may arise concerning the signing, validity, interpretation, performance, amendment and termination of the agreement or of these General Conditions of Sale will be settled according to principles and rule set forth in Article 11 below.

Art. 11 - Jurisdiction and Applicable Law - The Court of Venice shall be held exclusively competent, being any other court of competent jurisdiction expressly excluded, and the Italian Law shall be applicable.

Art. 12 - Website - These General Conditions of Sale are those indicated on the website www.studioitaliadesign.com and may be printed and reproduced on paper. SID undertakes to update the website www.studioitaliadesign.com by publishing on it the version of the General Conditions of Sale as amended from time to time.

THE LIGHTING MAKERS

STUDIO
ITALIA DESIGN
LIGHTING MAKERS

Art Direction and set design:
Raimondo Sandri

Photos:
Studio Pointer
Stefano Scatà
Andrea Pancino


Printer:
Grafiche Tintoretto

Special thanks to:
Renzo Tortato
Loris Casonato
Gatti VilleVenete
Enrico
Ometto Arredamenti
Solinfo
Glamora

DK Interiors
By Sandra Interior Design
Spectra Design
Interior Design Studio
Licht Impulse in Fuerth
Kastner Brillen Haus in Fuerth

THE
LIGHTING
MAKERS

STUDIO
ITALIA DESIGN
LIGHTING MAKERS



STUDIO ITALIA DESIGN
Via Pialoi, 32
30020 Marcon • Venezia • ITALY
tel +39 041 4569266
fax +39 041 4567337
info@studioitaliadesign.com
www.studioitaliadesign.com