


battec<sup>®</sup> Licht AG

Picture lights

Lectern lights





© Product registered

# 01 Clarus®

## 01 A unique creation

This painting light was developed in 1978 by Horst Lettenmayer for „the Paintings House“ in Munich. In its extremely minimal design, the light output should only serve its original purpose. The continuous light band of this light is protected by an international patent regarding the contiguous sequence of individual light bulbs set in a light chain.

The result: a warm curtain of light covers valuable paintings while leaving the art shine through it. Currently, the lamp is manually produced as originally designed, except that the bulb has fallen victim of the EU energy efficiency regulations. In the meantime, this lamp has become an art object itself. Indeed, it was awarded the art protection in 1987 by the OLG in Munich.

The new bulb is a tightly-packed light band of warm white LED's set and sealed in an acrylic tube. The advantage: Only 15% of the current electricity consumption without any warning of the illuminated painting or object. The LED's have a long-living up to 50.000 hours. We remain committed to the further development of this lamp.

## 02 Specifications

LED:

- Lamp tube rotates 360°.
- Lamp tube diameter: 14 mm.
- Raw material brass with div. surfaces
- LED life: up to 50.000 hours.
- Light colour 2400 Kelvin, 530lm/m, RA 80
- Light colour 3000 Kelvin, 650lm/m, RA 94
- Operating voltage: 110 V - 240 V.
- Including dimmable ballast
- Optional touch-dimmer: Simple on-off switch as well as a 100% touch control continuous dimmer.

## 03 Informations

The latest lightning technology is exemplified by LED bulbs. The constant, high light output with low power consumption and extreme durability provide the ideal conditions for professional lighting of pictures and paintings. This lamp is also suitable for lighting graphical representations such as posters, menus, maps, printed music, etc. There are eleven sizes available in nine colour finishes.

A particularly striking effect can be produced by rotating the tube inside the metal tube and thereby changing the light emission (mechanical dimming). As the light beam is reflected by the inner tube, the emitted light adopts its colour.

Available in the following lengths:

160 mm / 260 mm / 360 mm / 460 mm / 560 mm / 660 mm / 760 mm / 860 mm / 960 mm / 1060 mm / 1160 mm / Special lengths on request.

The available colours can be found inside the catalogue at the back.



© Product registered

# 01 Individuality

The arms of the Clarus picture lamp are made of a 6mm brass tube wherein the power supply cables run. On the tapering end of the arm, the lamp is attached to the frame backside with two holding clamps. It is important to ensure that the lamp tube extends in a plane parallel to the picture frame edge. The following arm types are available:



Swing arm type 11 11 cm

This arm is optimally designed for pictures up to 60cm in height. Please ensure a minimum distance of 10cm exists between the lamp tube and the image surface. This is assuming the lamp is directly mounted on the picture frame backside.



wing arm type 17 17 cm

For pictures beyond 60 cm in height without a frame. The arm type 12 is recommended to ensure proper illumination and form / colour rendition in brightly-coloured art prints and pictures.



Swing arm type 22 22 cm

For pictures beyond 60 cm in height without a frame. For paintings featuring primarily dark tones, it is essential to create the highest light density possible. The arm type 20 is optimal for magnificent, wide frames with great depth (baroque frames).



Coupling arm

As for each of the arm types above, you can use this arm to connect several light together.

# 04 Angulus

## 01 The innovation

A new addition to our lighting range is the "Angulus" picture light. The angular shape of the light perfectly fits any picture frame.

Like all of our picture lights, the light's profile can be adjusted to set the optimal level of light.

This light comes with dual LED bulbs, which double the light intensity. They are designed to be display lights.

## 02 Specifications

Duo LED:

- Lamp tube rotates 360°.
  - Lamp angle profile: 17 x 17 mm.
  - Raw material brass with div. surfaces
  - LED life: up to 50.000 hours.
  - Light colour 2400 Kelvin, 530lm/m, RA 80
  - Light colour 3000 Kelvin, 650lm/m, RA 94
  - Operating voltage: 110 V - 240 V.
  - Including dimmable ballast
- 
- Optional touch-dimmer: Simple on-off switch as well as a 100% touch control continuous dimmer.

## 03 Informations

From many years of experience, a larger bracket results in a larger gap between the lamp and the painting. In addition, the lamp's brightness is doubled, so that larger surfaces can be illuminated as well.

Use for lighting:

- Pictures
- Menus
- Displays
- Piano and organs
- Showcases
- Exhibition stands

Available in the following lengths:

250 mm / 500 mm / 750 mm / 1000 mm

The available colours can be found inside the catalogue at the back.



# 04 Individuality

Larger pictures need better illumination. The light source needs to be further away from the painting, the greater the painting's height. This is why the ‚Angulus‘ has two different bracket lengths.



Swing arm type 15 15 cm

This arm is optimally designed for pictures up to 60cm in height. Please ensure a minimum distance of 10 cm exists between the lamp tube and the image surface.



Swing arm type 20 20 cm

The arm type 20 is optimal for wide frames with great depth (baroque frames).



Swing arm type 25 25 cm

Like arm type 20 is this one optimal for wide frames with great depth (baroque frames).



Coupling arm

As for each of the arm types above, you can use this arm to connect several light together.





© Product registered

# 07 Minimus®

## 01 Large area illumination

This light was developed for use with dual LED units as an addition to our "Clarus" lights, but with a pipe diameter of 18mm. The "Minimus" comes with twice the brightness – a crucial decision when choosing a product.

## 02 Specifications

Duo LED:

- Lamp tube rotates 360°.
  - Lamp tube diameter: 18 mm.
  - Raw material brass with div. surfaces
  - LED life: up to 50.000 hours.
  - Light colour 2400 Kelvin, 530lm/m, RA 80
  - Light colour 3000 Kelvin, 650lm/m, RA 94
  - Operating voltage: 110 V - 240 V.
  - Including dimmable ballast
- 
- Optional touch-dimmer: Simple on-off switch as well as a 100% touch control continuous dimmer.

## 03 Informations

An additional feature of using the "Minimus" for lighting paintings is that it produces ambient lighting.

Most of the light is directed towards the picture, however some unavoidable stray light fills the room with an unnoticeable background brightness, which is good for our wellbeing.

Available in the following lengths:

591 mm / 891 mm / 1191 mm / 1491 mm

The available colours can be found inside the catalogue at the back.

[www.betec.de](http://www.betec.de)



© Product registered

# 07 Individuality

Stronger light output requires different light geometry. Both the protrusion and the bracket form have been adjusted for the minimum. However, this lamp can be electrically and mechanically connected to a very long picture lamp.



Swing arm type 15 15 cm

This bracket, with its distance from the lamp, is suitable for pictures of up to around 100cm in height.



Swing arm type 20 20 cm

For pictures higher than 100cm, we recommend this bracket, for a larger angle of incidence.



Swing arm type 25 25 cm

Other uses for this lamp might include lighting wall hangings, tapestries etc. For this, the bracket allows you to choose the correct distance for lighting.



Swing arm type 28 28 cm

As the largest version of our standard bracket, with a maximum projection of 28cm, this type can be used in rooms up to 3.5m in height. This bracket remains visually discreet, despite its size.



# 17 Maximus®



## 01 Large area lighting

For lighting large paintings with heavy frames, a correspondingly larger picture lamp is required for optical compensation.

Our picture light „Maximus“, suitable for picture widths up to two meters, can be fitted as a single lamp. Alternatively, you can use coupling arms to arrange a number of lamps together. Since large pictures present correspondingly large picture heights, it is necessary to choose the widest light-emission angle possible to reach the picture underneath. Accordingly, this lamp comes in three different versions.

As before, this lamp features a series of 48W halogen light bulbs in a light tube housed in an aluminium reflector. If necessary, you may increase the light count for dark pictures. Of course, these lamps are dimmable. This light type is especially appropriate for black and white pictures or wall illumination and last but not least the version with Duo LED.

## 02 Specifications

- Lamp tube rotates 170°
- Raw material brass with div. surfaces
- Lamp tube diameter: 34 mm

### Duo LED:

- LED life: up to 50.000 hours
- Light colour 2400 Kelvin, 530lm/m, RA 80
- Light colour 3000 Kelvin, 650lm/m, RA 94
- Operating voltage: 110 V - 240 V
- Including dimmable ballast

- Optional touch-dimmer: Simple on-off switch as well as a 100% touch control continuous dimmer.

### Halogen:

- Life span: up to 1.000 hours
- Light colour: warm white 2700 Kelvin
- Light output: 600 lm / 1m
- Operating voltage: 110 V - 240 V
- With optional dimming function

## 03 Informations

The applications of this lamp include painting or tableau lighting but also restaurant lighting. Thus, while the outgoing light mainly falls on the associated object, its inevitable light scatter fills the room with a background brightness which is assumed unobserved for our wellbeing.

Available in the following lengths:

490 mm / 650 mm / 770 mm / 950 mm /  
1250 mm / 1550 mm

The available colours can be found inside the catalogue at the back.

[www.betec.de](http://www.betec.de)



# 17 Individuality

We have equipped the arm with 8mm brass tubes in proportion to the 34mm lamp tube diameter. Electric cables run inside each arm, being connected to ground and power at its lower end using a connecting terminal. This lamp should be mounted using the supplied mounting clamps on the picture backside so that the lamp tube runs parallel to the edge of the picture frame.



Swing arm type 20 20 cm

Given its light span, this arm is suitable for pictures up to 100cm in height.



Swing arm type 25 25 cm

Beyond 100 cm in height, a greater light angle becomes necessary hence this lamp recommendation.



Swing arm type 30 30 cm

The straight arrangement of this lamp makes it especially appropriate as top light on parapets or cornices. Move the arm as required to optically adjust the angle-depth of the lamp.



Swing arm type 10 10 cm

Stirrups for installation on furniture mirror or gallery walls. Bores  $\varnothing$  18 mm. Hole spacing according to the lamp length. The lamp can be plugged using this holder.

# 03 Ductus®

## 01 Lectern lamp

Our lectern and wall lamp 'Ductus' is manufactured with the greatest precision.

It is excellent for:

Lectern lighting  
Gospel lectern lighting  
Conductors and organ console lighting  
Cabinet lighting  
Showcase lighting  
Control desk lighting in opera and theater  
Control desk lighting in power plants and airports

The built-in socket can be built from material from 5 to 25mm thick with a bore of 18mm diameter.

The patented pressure-contact plug means that the tube light can be pulled out of the mounting sleeve in case of the electric circuit being broken (against vandalism or theft).

## 02 Specifications

LED:

- Lamp tube rotates 360°.
  - Lamp tube diameter: 14 mm.
  - Raw material brass with div. surfaces
  - LED life: up to 50.000 hours.
  - Light colour 2400 Kelvin, 530lm/m, RA 80
  - Light colour 3000 Kelvin, 650lm/m, RA 94
  - Operating voltage: 110 V - 240 V.
  - Including dimmable ballast
- 
- Optional touch-dimmer: Simple on-off switch as well as a 100% touch control continuous dimmer.

## 03 Informations

Our stand lights or wall lights are produced with the highest technical precision. Strengthened clamps, plug-in or as permanent fixtures.




Use: Best suitable for lighting showcases and wall displays due to their low electricity consumption and extremely long life.

Diese Leuchte ist in folgenden Längen erhältlich:

160 mm / 260 mm / 360 mm / 460 mm / 560 mm / 660 mm / 760 mm / 860 mm / 960 mm / 1060 mm / 1160 mm

The available colours can be found inside the catalogue at the back.

[www.betec.de](http://www.betec.de)



# 03 Individuality

We offer four different types of connector, depending on your requirements.



Swing arm type 14

Dimension: 14 cm



Swing arm type 18

Dimension: 17,5 cm



Swing arm type 10

Dimension: 10 cm



Swing arm type 04

Dimension: 4 cm





# References

Interior designers and architects avail of their imagination to find the design market products which best contribute to the space atmosphere quality and requirements specified by the planner for the customer.

Whether in the hotel sector or in private housing, the ultimate goal is achieving harmony, regardless of whether the style is primarily classic or modern. Timeless design should be timeless in its durability.







© Product registered

## 23 “Galerie”-System

Busbar: 16 ampere connected load for high-voltage luminaries (110 - 230 V) as well as low-voltage lights (LED). As basic equipment mounted in the wall-ceiling joint around the room, it allows paintings to be hung at all heights and distances.

At the same time, it carries the electricity needed to illuminate the painting. An anti-theft system can be also installed upon request. The mounted busbar is hidden by a plaster cornice. (on-site)

The suspension rods, made of 6 mm round-bar aluminium, are available in different lengths and colours. With a simple 90° turn they are locked into the busbar and electrically contacted. Each rod has a maximum load capacity of 5kg.

A height-adjustable picture hook is mounted at the bottom end of each suspension rod. This equipment allows you to individually decorate, illuminate and secure each vernissage. This would otherwise not be possible on walls with wood panelling or fabric covering.

[www.betec.de](http://www.betec.de)



# Colours

## 01 Quality and Design

The components of all our picture lighting models are manufactured in our factory using the traditional metalworking craft. Craftsmanship permeates all steps in the process - from the selection of raw materials to processing to surface finishing. As a final touch, each component is applied its surface finish. Galvanic processes for medical instruments are conducted in the factory; all paints are hand applied and cured at 180°C. Timeless design should be also timeless in its durability.



Brass



Bronze



Chrome



Gold 24ct



Gold 24ct matt



Nickel



Black



White



Nickel matt

More colours on request.





# Imprint

Product photograph: Eugen Haller

Layout: Julia-Alina Lettenmayer

Texts: Horst Lettenmayer

Footage: Schöner Wohnen

Copyright © betec® 2017

**betec®** Licht AG

Felix-Wankel-Street 10

85221 Dachau

Germany

Email: [info@betec.de](mailto:info@betec.de)

Phone: +49 (0)8131 292656

Fax: +49 (0)8131 292651

[www.betec.de](http://www.betec.de)

Your distributor:

